

World Health Partners

Consolidated Balance Sheet as at 31st March, 2019

PARTICULARS	Schedules	Amount (Rs.) 3/31/2019	Amount (Rs.) 3/31/2018
<u>SOURCES OF FUND</u>			
Capital Fund	1	137,804,626	52,616,434
<u>Non Current Liabilities</u>			
Other Long Term Liabilities	2	4,756,366	11,338,366
<u>Current Liabilities & Provision</u>			
Payables	3	3,644,725	7,786,064
Other Current Liabilities	4	1,713,622	2,390,267
Short-term provisions	5	16,144,282	22,802,150
TOTAL (Rs.)		164,063,620	96,933,281
<u>APPLICATION OF FUNDS</u>			
<u>Fixed Assets</u>			
Gross Block	6	79,142,441	110,649,302
Less: Depreciation & Adjustment		47,195,588	73,359,678
Net Block		31,946,853	37,289,625
<u>Current Investments</u>	7	89,466,306	5,075,000
<u>Long Term Loans And Advances</u>	8	3,080,199	2,922,560
<u>Current Assets</u>			
Inventory	9	-	4,906,566
Receivables	10	543,903	197,287
Cash and Cash Equivalents	11	37,112,565	42,888,536
Short Term Loans & Advances	12	838,581	2,314,078
Other Current Assets	13	1,075,213	1,339,630
Note to Accounts	14		
TOTAL (Rs.)		164,063,620	96,933,281

As per our separate report of even date

For Himanshu Malhotra & Associates
Chartered Accountants
FRN- 032352N

Himanshu Malhotra
FCA
M.No- 514581
UDIN-19514581AAAAAD8503

Date: 28-08-2019
Place: New Delhi



For World Health Partners

Shyamala Shiveshwarkar K Gopalakrishnan
Secretary cum Treasurer President



World Health Partners

Consolidated Income & Expenditure account for year ended 31st March, 2019			
PARTICULARS	Sch	Amount (Rs.) 3/31/2019	Amount (Rs.) 3/31/2018
Revenue			
Grants - Foreign			
Grants - Local		276,581,737	291,436,007
Subsidized Consultancy Charges		42,337,611	6,936,876
Collection from Medicines		245,990	467,272
Interest on Bank Deposits		9,253,438	24,644,477
Misc. Receipt		6,492,413	3,443,361
		6,813,992	6,146,314
Total Revenue (A)		341,725,181	333,074,307
Expenses			
Direct Programme Expenses			
Clinic Expenses		-	-
Salaries and Benefits		112,715,646	85,060,469
Monitoring Expenses		1,882,430	5,900,242
Field Expenses Others		4,678,244	9,738,179
TB Treatment cost		15,718,555	79,453,117
Bank Charges		1,898,865	45,998
Travel		8,890,670	7,364,331
Rent & Utilities		9,683,737	11,181,381
Repair & Maintenance		2,009,994	2,132,648
Telecommunications		4,728,436	4,008,756
Training and Conference		3,825,176	7,137,218
Health & FP Expenses		-	918,444
Warehouse and Transportation Exp		3,748,223	4,890,566
Project Professional Fees		8,251,108	11,095,611
IEC Mass Media		7,705,945	4,867,562
IEC Printing & Production		343,652	1,470,032
Sub-Grants/Awards/Partnership		32,608,633	71,033,938
Deprecation and Amortization Expense		4,370,508	4,872,871
Change in Inventory	A	7,556,384	16,033,599
Indirect Programme Expenses			
Salaries and Benefits		4,615,145	5,270,019
Depreciation and Amortization Expense		1,111,369	1,320,438
Communication Expenses		4,246	1,170,296
Project Professional Fees		419,776	383,590
Rent & Utilities		14,462,422	14,619,078
Travel		2,156,064	1,379,756
Warehouse and Transportation Exp		943,977	2,630,106
Repair & Maintenance		241,427	1,031,378
Training and Conference		112,306	-
Assets written off		1,854,050	-
Total Expenses (B)		256,536,989	355,009,621

Note to Accounts

14

Surplus (Deficit) (A-B) T/f to capital fund

85,188,192

(21,935,314)

As per our separate report of even date

For Himanshu Malhotra & Associates
Chartered Accountants
FRN- 032352N

Himanshu Malhotra

FCA

M.No- 514581

UDIN- 19514581 AAAAAD 8503

Date: 28-08-2019

Place: New Delhi

For World Health Partners

Shyamala Shiveshwar
Secretary cum Treasurer

K Gopalakrishnan
President

World Health Partners

Consolidated Receipt & Payment account for year ended 31st March, 2019

PARTICULARS	Sch	Amount (Rs.) 3/31/2019	Amount (Rs.) 3/31/2018
Opening Balance			
Cash at Bank			
Fixed Deposit		42,888,536	51,985,553
Receipt		5,075,000	75,000
Grants			
Interest on Bank Deposits		318,919,348	298,372,883
Misc Income		6,492,413	3,443,361
Subsidized Consultancy Charges		6,813,992	6,146,314
Collection from Medicines		245,990	467,272
Adjustment		9,253,438	24,644,477
	B	(18,577,983)	10,715,671
Net Receipts (A)		371,110,734	395,850,531
Payment			
Direct Programme Expenses			
Salaries and Benefits		112,715,646	85,060,469
Monitoring Expenses		1,882,430	5,900,242
Field Expenses Others		4,678,244	9,738,179
TB Treatment cost		15,718,555	79,453,117
Bank Charges		1,898,865	45,998
Travel		8,890,670	7,364,331
Rent & Utilities		9,683,737	11,181,381
Repair & Maintenance		2,009,994	2,132,648
Telecommunications		4,728,436	4,008,756
Training and Conference		3,825,176	7,137,218
Health & FP Expenses		-	918,444
Warehouse and Transportation Exp		3,748,223	4,890,566
Project Professional Fees		8,251,108	11,095,611
IEC Mass Media		7,705,945	4,867,562
IEC Printing & Production		343,652	1,470,032
Sub-Grants/Awards/Partnership		32,608,633	71,033,938
Change in Inventory	A	2,649,818	15,104,282
Indirect Programme Expenses			
Salaries and Benefits		4,615,145	5,270,019
Communication Expenses		4,246	1,170,296
Project Professional Fees		419,776	383,590
Rent & Utilities		14,699,789	14,619,078
Travel		2,156,064	1,379,756
Warehouse and Transportation Exp		943,977	2,630,106
Repair & Maintenance		241,427	1,031,378
Training and Conference		112,306	-
Net payments (B)		244,531,863	347,886,995
Closing Balance (A-B)		126,578,871	47,963,536
Cash at bank		37,112,565	42,888,536
Fixed Deposit		89,466,306	5,075,000
		126,578,871	47,963,536

As per our separate report of even date

For Himanshu Malhotra & Associates
Chartered Accountants
FRN- 032352N

Himanshu Malhotra
FCA
M.No- 514581
UDIN- 19514581 AAAAAD 8503

Date: 21-08-2019
Place: New Delhi

For World Health Partners

Shyamala Shiveshwarkar
Secretary cum Treasurer
K Gopalakrishnan
President

World Health Partners

Consolidated Details of Capital Fund for the year ended 31st March 2019

PARTICULARS	Schedule -1	
	Amount (Rs.) 3/31/2019	Amount (Rs.) 3/31/2018
Balance b/f from Previous Year	52,616,434	74,551,748
Add: Net Surplus (deficit) during the year	85,188,192	(21,935,314)
Balance carried to capital fund	137,804,626	52,616,434



World Health Partners

Consolidated Details of Other Long Term Liabilities as on 31st March 2019

PARTICULARS	Schedule 2	
	Amount (Rs.) 3/31/2019	Amount (Rs.) 3/31/2018
Security from TPC / FC		
Closing Balance of Last Year	11,338,366	18,135,366
Add - Receipt During the Year	-	-
Less - Refund During the Year	234,500	2,113,000
Less - Receipt Transferred to Income	6,347,500	4,684,000
Balance carried to Balance Sheet	4,756,366	11,338,366



World Health Partners

**Consolidated
Details of Payables as on 31st March 2019**

PARTICULARS	Schedule -3	
	Amount (Rs.) 3/31/2019	Amount (Rs.) 3/31/2018
Accent Pharmaceuticals & Diagnostics	-	183,708
Agron Remedies Pvt. Ltd.	-	375,412
AKS Information Technology Services Pvt Ltd	22,896	-
Amkay Laboratories Pvt. Ltd.	-	52,577
Associated Warehousing	225,856	-
Avon Perfection Protection Pvt. Ltd.	-	118,312
Bharat Surgical	24,877	24,877
Bihar Hotels Limited	-	36,782
Bullet Security Services	86,466	-
Central Advertising Agency	-	95,201
Chandra Mohan Jha	12,525	-
Cooper Pharma Limited	-	397,744
Easy Source Hr Solution Pvt. Ltd.	134,049	852,490
Global Technologies Systems	-	5,384
Halewood Laboratories P Ltd.	-	21,754
Helio India	-	11,774
Inductus Consultants Pvt. Ltd.	291,256	1,103,047
Jai Shri Jee Enterprises Pvt.Ltd.	70,466	-
K Gopalakrishnan	21,136	-
Kriti	-	639,775
Logikview Analytics Private Limited	-	357,840
M/S. Image India	107,892	-
Maheshbhai Bhagvanbhai Solanki	13,800	22,717
Manishbhai Vijaybhai Pancholi	-	10,985
Maruti Drug Distributor	-	64,069
Nav Astha	-	224,098
Nayan Enterprise	822,338	539,153
New Satyam Enterprises	-	21,150
Nitco Logistics Pvt. Ltd. (Meerut)	-	8,000
Nityam Security And Allied Services(Regd)	-	60,760
PDC HealthCare	-	208,253
Pritesh Vasantlal Shah	-	11,002
Raj Mangal	-	19,067
Rajnish Kumar Dubey	8,809	-
Raju Param	-	55,479
Rawat Travels	8,428	-
Ridley Life Science Pvt Ltd	-	519,279
Sadhana Press Pvt Limited	-	57,128
Sangeeta Bedi	5,645	-
Security & Intelligence Services (I) Ltd	97,017	128,003
Shyam Enterprises	-	16,167
Sidhshree Computronics Pvt Ltd.	203,110	-
Sigma Test & Research Centre	-	6,372
Singh Motors	-	10,009
Subhyatra	16,499	-
Tata Teleservices Ltd.	-	155,370
UBM Travel Soultaiion India Pvt. Ltd.	262,331	-
Vasav Jignesh	18,853	-
Virinchi Development Services (P) Ltd.	111,390	-
Vishesh Enterprises	100,289	-



Voice Cloud Technologies Pvt. Ltd	-	49,140
Voyagers	-	96,642
Yasa Foundation	-	19,147
Zaneka Drugs	-	164,802
Zaneka Healthcare Pvt. Ltd.	-	170,700
TDS Payable	160,486	383,546
Professional Tax	6,720	5,160
Provident Fund	585,809	392,068
ESIC	90,804	25,496
Others below Rs, 5000	134,978	60,549
Advance from Customers		
Safex Social Healthcare	-	5,075

Balance carried to Balance Sheet

3,644,725	7,786,064
------------------	------------------



World Health Partners

**Consolidated
Details of Other Current Liabilities as on 31st March 2019**

PARTICULARS	Schedule -4	
	Amount (Rs.) 3/31/2019	Amount (Rs.) 3/31/2018
Communications	52,778	95,580
Office Supplies	88,565	215,654
Professional Fees	-	5,500
Project Activities	285,554	1,542,677
Travel	100,528	302,119
Employee Salary and Travel	1,025,193	-
Telecommunications	98,200	9,527
Utilities	62,804	58,033
Warehouse and Transportation	-	161,178
Balance carried to Balance Sheet	1,713,622	2,390,267



World Health Partners

Consolidated Details of Short Term Provisions as on 31st March 2019

Schedule - 5

PARTICULARS	Amount (Rs.)	
	3/31/2019	3/31/2018
Ace Enterprises		
Airtel		
Associated Warehousing		
Child in Need Institute		
Employee Benefits		
Gratuity		
John Snow India Private Limited		
Providers Incentive		
Rawat Travels		
Yasa Foundation		
Tribes Communication Private Limited		
Outdoor Partners		
Singh Satish & Associates		
Project Activities	-	470,420
Telecommunications	-	40,586
Warehouse and transportation	145,180	202,125
Project Activities	2,042,038	1,239,765
Employee Benefits	3,832,126	2,106,380
Employee Benefits	3,648,366	2,901,014
Project Activities	3,276,935	15,348,202
Project Activities	1,430,765	349,335
Travel	20,184	27,061
Project Activities	-	117,262
Project Activities	922,308	-
Project Activities	421,380	-
Professional Fees	405,000	-
Balance carried to Balance Sheet	16,144,282	22,802,150



World Health Partners
Consolidated

Schedule-6

(As per Income Tax Act)

FIXED ASSETS AS AT 31st MARCH 2019

FIXED ASSETS AS AT 31st MARCH 2019													
(As per Income Tax Act)													
PARTICULARS	GROSS BLOCK				DEPRECIATION					NET BLOCK			
	COST UPTO 31-03-2018	Addition		Sale / Adjustment	TOTAL UPTO 31-03-2019	RATE	UPTO 31-03-2018	Adjustment	FOR THE YEAR	written off	TOTAL UPTO	AS AT	AS AT
		Above 180 days	below 180 days										
Computers	36,206,240		1,302,959	28,794,353	40%	35,544,696	28,466,506	300,344	129,073	7,378,534	1,336,312	661,544	
Furniture & Fixtures	21,460,403		-	21,460,403	10%	10,099,726		1,148,075		11,247,801	10,212,602	11,360,677	
Equipments	49,129,672		452,830	4,468,297	15%	25,399,865	2,980,687	3,604,045	1,724,977	26,023,223	19,090,982	23,729,807	
Vehicles	3,852,987		-		15%	2,315,390		230,639		2,546,030	1,306,957	1,537,597	
Total (A)	110,649,302		1,755,789	33,262,650	-	73,359,678	31,447,193	5,283,104	1,854,050	47,195,588	31,946,853	37,289,625	



World Health Partners

Consolidated Details of Investments as on 31st March 2019

PARTICULARS	Schedule -7	
	Amount (Rs.) 3/31/2019	Amount (Rs.) 3/31/2018
ICICI Bank FD Account No- 543	50,062,379	-
ICICI Bank FD Account No- 432	20,740,128	-
ICICI Bank FD Account No- 803	117,753	50,000
ICICI Bank FD Account No.- 211	49,190	25,000
YES Bank FD Account No.- 872	5,419,337	5,000,000
ICICI Bank FD Account No.- 431	13,077,519	-
<i>(Earmarked against bank Guarantee)</i>		
Balance carried to Balance Sheet	89,466,306	5,075,000



World Health Partners

Consolidated
Details of long term loans and advances as on 31st March 2019

PARTICULARS	Schedule -8	
	Amount (Rs.) 3/31/2019	Amount (Rs.) 3/31/2018
Security Deposit		
- Internet Connection	24,499	13,999
- Office Premises	2,747,800	2,592,900
- Electricity Connection	115,500	115,500
- Office Imprest	192,400	200,161
Balance carried to Balance Sheet	3,080,199	2,922,560



World Health Partners

Consolidated Details of Receivables as on 31st March 2019

PARTICULARS	Schedule -10	
	Amount (Rs.) 3/31/2019	Amount (Rs.) 3/31/2018
G.P.Traders.Siwan	-	84,388
Raj Laxmi Medical Agency,Banka	-	6,454
Consultancy Charges	-	93,174
Others below Rs, 5000	-	13,271
Bharti Enterprises	196,803	-
Jay Shri Jee Enterprises	347,100	-
Balance carried to Balance Sheet	543,903	197,287



World Health Partners

Consolidated
Details of Cash in hand / bank as on 31st March 2019

PARTICULARS	Schedule -11	
	Amount (Rs.) 3/31/2019	Amount (Rs.) 3/31/2018
ICICI Bank A/c No. 2046	6,245,849	990,000
ICICI Bank A/C No. 2070	1,989,002	4,274,933
ICICI Bank Ac. No. 2045	9,639,495	5,215,369
Yes Bank A/c no. 672	1,191,181	-
Yes Bank A/c no. 634	3,431,347	-
Yes Bank A/c no. 134	743,842	18,564,571
Yes Bank Ac No. 0014	13,300,734	12,500,923
Yes Bank Ac No. 0033	481,856	1,021,776
Yes Bank Ac No. 0037	42,933	320,964
Yes Bank Ac No. 0083	46,326	-
Balance carried to Balance Sheet	37,112,565	42,888,536



World Health Partners

Consolidated Details of Short Term Advances as on 31st March 2019

PARTICULARS	Purpose	Schedule -12	
		Amount (Rs.) 3/31/2019	Amount (Rs.) 3/31/2018
Advance Sales Tax	Advance tax	-	431,834
Daya Brajeshwar Dayal	Advance Rent	200,500	200,500
Dr. Manoj Varma	Advance Rent	360,000	360,000
Employee Travel	Travel	119,084	-
Govt of India (CSMP)	Purchase of products	-	800,000
Megacity Services Private Ltd.	Project Activity	143,982	-
National Insurance Co. Ltd.	Insurance	10,000	73,014
Others below Rs. 5000	Miscellaneous	2,251	1,694
Paras Furnishers	Project Activity	-	14,112
R H Laboratories	Project Activity	-	176,110
Recombigen Laboratories Pvt. Ltd.	Project Activity	-	10,680
Synokem Pharmaceuticals Ltd.	Purchase of products	-	246,133
Zaneka Healthcare Pvt. Ltd.	Purchase of products	2,764	-
Balance carried to Balance Sheet		838,581	2,314,078



World Health Partners

Consolidated Details of other current assets as on 31st March 2019

PARTICULARS	Schedule -13	
	Amount (Rs.) 3/31/2019	Amount (Rs.) 3/31/2018
Interest accrued on investments	-	177,116
Income Tax Refund		
Previous Years	-	1,162,514
AY 2017-18	711,600	-
AY 2018-19	100,325	-
AY 2019-20	263,288	-
Balance carried to Balance Sheet	1,075,213	1,339,630



World Health Partners

Consolidated Details of Changes in inventories

PARTICULARS	Schedule-A	
	Amount (Rs.) 3/31/2019	Amount (Rs.) 3/31/2018
Medicines & Family Planning products		
Opening stock	4,906,566	5,835,883
Add - Purchase	2,649,818	15,104,282
	7,556,384	20,940,165
Less - Closing Stock	-	4,906,566
Balance carried to Project Expenses	7,556,384	16,033,599



World Health Partners

Consolidated Details of Receipt & Payment Adjustment

PARTICULARS	Sch	Amount (Rs.) 3/31/2019	Schedule-B Amount (Rs.) 3/31/2018
Long Term Liabilities	2	4,756,366	11,338,366
Sundry Creditors	3	3,644,725	7,786,064
Liabilities & Provision	4	1,713,622	2,390,267
Short Term Provision	5	16,144,282	22,802,150
Long Term Loans & Advances	8	2,922,560	3,823,469
Trade Receivable	10	197,287	110,286
Short Term Loan & Advances	12	2,314,078	10,890,098
Other Current Assets	13	1,339,630	1,475,265
Net Reciepts (A)		33,032,549	60,615,965
Long Term Liabilities	2	11,338,366	18,135,366
Trade Payable	3	7,786,064	4,155,374
Other Current Liabilities	4	2,390,267	2,218,742
Short Term Provision	5	22,802,150	18,617,258
Fixed Assets	6	1,755,789	-
Long Term Loans & Advances	8	3,080,199	2,922,560
Trade Receivable	10	543,903	197,287
Short Term Loan & Advances	12	838,581	2,314,078
Other Current Assets	13	1,075,213	1,339,630
Net payments (B)		51,610,532	49,900,294
Balance Carried to Receipt & Payment A/c		(18,577,983)	10,715,671



World Health Partners

Foreign Funds Balance Sheet as at 31st March, 2019

PARTICULARS	Schedules	Amount (Rs.) 3/31/2019	Amount (Rs.) 3/31/2018
<u>SOURCES OF FUND</u>			
Capital Fund	1	107,116,306	29,166,593
<u>Non Current Liabilities</u>			
Other Long Term Liabilities	2	-	-
<u>Current Liabilities & Provision</u>			
Payables	3	3,118,297	4,468,814
Other Current Liabilities	4	1,713,622	2,390,267
Short-term provisions	5	16,144,282	22,802,150
TOTAL (Rs.)		128,092,507	58,827,823
<u>APPLICATION OF FUNDS</u>			
<u>Fixed Assets</u>			
Gross Block	6	78,702,784	110,209,645
Less: Depreciation & Adjustment		46,924,609	73,107,441
Net Block		31,778,175	37,102,204
<u>Current Investments</u>			
	7	70,802,507	-
<u>Long Term Loans And Advances</u>			
	8	1,285,999	1,285,999
<u>Current Assets</u>			
Inventory	9	-	-
Receivables	10	-	-
Cash and Cash Equivalents	11	23,511,344	19,059,032
Short Term Loans & Advances	12	714,482	633,514
Other Current Assets	13	-	747,073
Note to Accounts	14	-	-
TOTAL (Rs.)		128,092,507	58,827,823

As per our separate report of even date

For Himanshu Malhotra & Associates
Chartered Accountants
FRN- 032352M

Himanshu Malhotra
FCA
M.No- 514581
UDIN


Date: 28-08-2019
Place: New Delhi



For World Health Partners

Shyamala Shiveshwarkar
Secretary cum Treasurer

K Gopalakrishnan
President



World Health Partners

Foreign Funds

Income & Expenditure account for year ended 31st March, 2019

PARTICULARS	Sch	Amount (Rs.) 3/31/2019	Amount (Rs.) 3/31/2018
Revenue			
Grants		276,581,737	291,436,007
Interest on Bank Deposits		4,266,822	1,721,679
Total Revenue (A)		280,848,559	293,157,685
Expenses			
Direct Programme Expenses			
Salaries and Benefits		82,840,923	82,570,102
Monitoring Expenses		1,882,430	5,900,242
Field Expenses Others		4,205,605	9,738,179
TB Treatment cost		14,629,200	76,575,559
Travel		6,055,412	7,234,933
Rent & Utilities		9,048,965	11,181,381
Repair & Maintenance		1,330,547	2,023,058
Telecommunications		3,591,058	4,008,756
Training and Conference		2,855,502	6,743,166
Health & FP Expenses		-	52,800
Warehouse and Transportation Exp		3,728,092	4,111,761
Project Professional Fees		8,251,108	10,967,221
IEC Mass Media		7,705,945	4,867,562
IEC Printing & Production		232,697	678,257
Sub-Grants/Awards/Partnership		32,608,633	71,033,938
Deprecation and Amortization Expense		4,370,508	4,872,871
Indirect Programme Expenses			
Salaries and Benefits		4,314,619	5,198,336
Depreciation and Amortization Expense		1,092,627	1,299,613
Communication Expenses		-	1,089,431
Project Professional Fees		-	233,721
Rent & Utilities		11,691,326	14,442,203
Travel		609,598	914,267
Warehouse and Transportation Exp		-	2,546,652
Assets written off		1,854,050	-
Total Expenses (B)		202,898,846	328,284,008

Note to Accounts

14

Surplus (Deficit) (A-B) T/f to capital fund

77,949,714

(35,126,323)

As per our separate report of even date

For Himanshu Malhotra & Associates
Chartered Accountants
FRN- 032352M

Himanshu Malhotra
FCA
M.No- 514581
UDIN



Date: 28-08-2019
Place: New Delhi

For World Health Partners

Shyamala Shiveshwarkar
Secretary cum Treasurer

K Gopalakrishnan
President



World Health Partners

Foreign Funds

Receipt & Payment account for year ended 31st March, 2019

PARTICULARS	Sch	Amount (Rs.) 3/31/2019	Amount (Rs.) 3/31/2018
Opening Balance			
Cash at Bank		19,059,032	30,621,820
Receipt			
Grants		276,581,737	291,436,007
Interest on Bank Deposits		4,266,822	1,721,679
Adjustment	B	(9,774,714)	17,391,051
Net Receipts (A)		290,132,878	341,170,556
Payment			
Direct Programme Expenses			
Salaries and Benefits		82,840,923	82,570,102
Monitoring Expenses		1,882,430	5,900,242
Field Expenses Others		4,205,605	9,738,179
TB Treatment cost		14,629,200	76,575,559
Travel		6,055,412	7,234,933
Rent & Utilities		9,048,965	11,181,381
Repair & Maintenance		1,330,547	2,023,058
Telecommunications		3,591,058	4,008,756
Training and Conference		2,855,502	6,743,166
Health & FP Expenses		-	52,800
Warehouse and Transportation Exp		3,728,092	4,111,761
Project Professional Fees		8,251,108	10,967,221
IEC Mass Media		7,705,945	4,867,562
IEC Printing & Production		232,697	678,257
Sub-Grants/ Awards/ Partnership		32,608,633	71,033,938
Indirect Programme Expenses			
Salaries and Benefits		4,314,619	5,198,336
Communication Expenses		-	1,089,431
Project Professional Fees		-	233,721
Rent & Utilities		11,928,693	14,442,203
Travel		609,598	914,267
Warehouse and Transportation Exp		-	2,546,652
Net payments (B)		195,819,027	322,111,523
Closing Balance (A-B)		94,313,851	19,059,033
Cash at bank		23,511,344	19,059,032
Fixed Deposit		70,802,507	-
		94,313,851	19,059,032

As per our separate report of even date

For Himanshu Malhotra & Associates
Chartered Accountants
FRN- 032352N

Himanshu Malhotra
FCA
M.No- 514581
UDIN




Date: 28-08-2019
Place: New Delhi

For World Health Partners

Shyamala Shiveshwarkar
Secretary cum Treasurer

K Gopalakrishnan
President



World Health Partners

Foreign Funds

Details of Capital Fund for the year ended 31st March 2019

PARTICULARS	Schedule -1	
	Amount (Rs.) 3/31/2019	Amount (Rs.) 3/31/2018
Balance b/f from Previous Year	29,166,593	64,292,915
Add: Net Surplus (deficit) during the year	77,949,714	(35,126,323)
Balance carried to capital fund	107,116,306	29,166,593



World Health Partners

Foreign Funds Details of Payables as on 31st March 2019

PARTICULARS	Schedule -3	
	Amount (Rs.) 3/31/2019	Amount (Rs.) 3/31/2018
Below Rs.5000	109,966	2,124
Global Technologies Systems	-	5,384
Helio India	-	11,774
Shyam Enterprises	-	16,167
Raj Mangal	-	19,067
New Satyam Enterprises	-	21,150
Voice Cloud Technologies Pvt. Ltd	-	49,140
Sadhana Press Pvt Limited	-	57,128
Nityam Security And Allied Services(Regd)	-	60,760
Maruti Drug Distributor	-	64,069
Voyagers	-	96,642
Avon Perfection Protection Pvt. Ltd.	-	118,312
Nav Astha	-	224,098
Logikview Analytics Private Limited	-	357,840
Professional Tax	6,090	5,160
ESIC	81,361	25,496
TDS Payable	152,268	383,546
Provident Fund	526,090	392,068
Security & Intelligence Services (I) Ltd	97,017	128,003
Nayan Enterprise	808,698	539,153
Easy Source Hr Solution Pvt. Ltd.	134,049	788,686
Inductus Consultants Pvt. Ltd.	291,256	1,103,047
Bullet Security Services	86,466	-
Jai Shri Jee Enterprises Pvt.Ltd.	70,466	-
M/S. Image India	107,892	-
Sidhshree Computronics Pvt Ltd.	203,110	-
UBM Travel Soultaiion India Pvt. Ltd.	231,889	-
Virinchi Development Services (P) Ltd.	111,390	-
Vishesh Enterprises	100,289	-
Balance carried to Balance Sheet	3,118,297	4,468,814



World Health Partners

**Foreign Funds
Details of Other Current Liabilities as on 31st March 2019**

PARTICULARS	Schedule -4	
	Amount (Rs.) 3/31/2019	Amount (Rs.) 3/31/2018
Communications	52,778	95,580
Office Supplies	88,565	215,654
PF Payable	-	-
Professional Fees	-	5,500
Project Activities	285,554	1,542,677
Travel	100,528	302,119
Employee Salary and Travel	1,025,193	-
Telecommunications	98,200	9,527
Utilities	62,804	58,033
Warehouse and Transportation	-	161,178
Balance carried to Balance Sheet	1,713,622	2,390,267



World Health Partners

Foreign Funds Details of Short Term Provisions as on 31st March 2019

PARTICULARS		Schedule - 5	
		Amount (Rs.) 3/31/2019	Amount (Rs.) 3/31/2018
Ace Enterprises	Project Activities	-	470,420
Airtel	Telecommunications	-	40,586
Associated Warehousing	Warehouse and transportatio	145,180	202,125
Child in Need Institute	Project Activities	2,042,038	1,239,765
Employee Benefits	Employee Benefits	3,832,126	2,106,380
Gratuity	Employee Benefits	3,648,366	2,901,014
John Snow India Private Limited	Project Activities	3,276,935	15,348,202
Providers Incentive	Project Activities	1,430,765	349,335
Rawat Travels	Travel	20,184	27,061
Yasa Foundation	Project Activities	-	117,262
Tribes Communication Private Limited	Project Activities	922,308	-
Outdoor Partners	Project Activities	421,380	-
Singh Satish & Associates	Professional Fees	405,000	-
Balance carried to Balance Sheet		16,144,282	22,802,150



World Health Partners

Schedule-6

Foreign Funds

(As per Income Tax Act)

FIXED ASSETS AS AT 31st MARCH 2019

FIXED ASSETS AS AT 31st MARCH 2019													(AS per Income Tax Act)	
PARTICULARS	GROSS BLOCK				TOTAL UPTO 31-03-2019	RATE	DEPRECIATION			NET BLOCK				
	COST UPTO 31-03-2018	Addition		Sale / Adjustment			UPTO 31-03-2018	Adjustment	FOR THE YEAR	written off	TOTAL UPTO	AS AT	AS AT	
		Above 180 days	below 180 days											
Computers	36,206,240		1,302,959	28,794,353	8,714,846	40%	35,544,696	28,466,506	300,344	129,073	31-03-2019	31-03-2019	31-03-2018	
Furniture & Fixtures	21,020,746		-	21,020,746	21,020,746	10%	9,847,489		1,129,333		10,976,822	10,043,924	661,544	
Equipments	49,129,672		452,830	4,468,297	45,114,205	15%	25,399,865	2,980,687	3,604,045	1,724,977	26,023,223	19,090,982	23,729,807	
Vehicles	3,852,987		-		3,852,987	15%	2,315,390		230,639		2,546,030	1,306,957	1,537,597	
Total (A)	110,209,645		1,755,789	33,262,650	78,702,784	-	73,107,441	31,447,193	5,264,362	1,854,050	46,924,609	31,778,175	37,102,204	



World Health Partners

Foreign Funds Details of Investments as on 31st March 2019

PARTICULARS	Schedule -7	
	Amount (Rs.) 3/31/2019	Amount (Rs.) 3/31/2018
ICICI Bank FD Account No- 543	50,062,379	-
ICICI Bank FD Account No- 432	20,740,128	-
(Earmarked against bank Guarantee)		
Balance carried to Balance Sheet	70,802,507	-



World Health Partners

Foreign Funds Details of long term loans and advances as on 31st March 2019

PARTICULARS	Schedule -8	
	Amount (Rs.) 3/31/2019	Amount (Rs.) 3/31/2018
Security Deposit		
- Internet Connection	13,999	13,999
- Office Premises	1,156,500	1,156,500
- Electricity Connection	115,500	115,500
Balance carried to Balance Sheet	1,285,999	1,285,999



World Health Partners

Foreign Funds

Details of Cash in hand / bank as on 31st March 2019

PARTICULARS	Schedule -11	
	Amount (Rs.) 3/31/2019	Amount (Rs.) 3/31/2018
ICICI Bank Ac. No. 2045	9,639,495	5,215,369
Yes Bank Ac No. 0037	42,933	320,964
Yes Bank Ac No. 0014	13,300,734	12,500,923
Yes Bank Ac No. 0033	481,856	1,021,776
Yes Bank Ac No. 0083	46,326	-
Balance carried to Balance Sheet	23,511,344	19,059,032



World Health Partners

Foreign Funds Details of Short Term Advances as on 31st March 2019

PARTICULARS	Purpose	Schedule -12	
		Amount (Rs.) 3/31/2019	Amount (Rs.) 3/31/2018
Dr. Manoj Varma	Advance Rent	360,000	360,000
Daya Brajeshwar Dayal	Advance Rent	200,500	200,500
National Insurance Co. Ltd.	Insurance	10,000	73,014
Megacity Services Private Ltd.	Project Activity	143,982	-
Balance carried to Balance Sheet		714,482	633,514



World Health Partners

Foreign Funds Details of other current assets as on 31st March 2018

PARTICULARS	Schedule -13	
	Amount (Rs.) 3/31/2019	Amount (Rs.) 3/31/2018
Income Tax Refund		
Previous Years	-	255,723
AY 17-18	-	491,350
Balance carried to Balance Sheet	-	747,073



World Health Partners

Foreign Funds

Details of Receipt & Payment Adjustment

PARTICULARS	Sch	Amount (Rs.) 3/31/2019	Schedule-B Amount (Rs.) 3/31/2018
Trade Payable	3	3,118,297	4,468,814
Other Current Liabilities	4	1,713,622	2,390,267
Short Term Provision	5	16,144,282	22,802,150
Long Term Loans & Advances	8	1,285,999	1,285,999
Short Term Loan & Advances	12	633,514	10,540,705
Other Current Assets	13	747,073	747,073
Net Reciepts (A)		23,642,787	42,235,008
Trade Payable	3	4,468,814	1,341,371
Other Current Liabilities	4	2,390,267	2,218,742
Short Term Provision	5	22,802,150	18,617,258
Additions to Fixed Assets	6	1,755,789	-
Long Term Loans & Advances	8	1,285,999	1,285,999
Short Term Loan & Advances	12	714,482	633,514
Other Current Assets	13	-	747,073
Net payments (B)		33,417,501	24,843,957
Balance Carried to Receipt & Payment A/c		(9,774,714)	17,391,051



World Health Partners

Local Funds Balance Sheet as at 31st March, 2019

PARTICULARS	Sch	Amount (Rs.) 3/31/2019	Amount (Rs.) 3/31/2018
<u>SOURCES OF FUND</u>			
Capital Fund	1	30,688,319	23,449,841
<u>Non Current Liabilities</u>			
Other Long Term Liabilities	2	4,756,366	11,338,366
<u>Current Liabilities & Provision</u>			
Payables	3	526,427	3,317,250
Other Current Liabilities	4	-	-
Short-term provisions	5	-	-
TOTAL (Rs.)		35,971,113	38,105,458
<u>APPLICATION OF FUNDS</u>			
<u>Fixed Assets</u>			
Gross Block	6	439,657	439,657
Less: Depreciation		270,979	252,237
Net Block		168,678	187,420
<u>Current Investments</u>			
	7	18,663,799	5,075,000
<u>Long Term Loans And Advances</u>			
	8	1,794,200	1,636,561
<u>Current Assets</u>			
Inventory	9	-	4,906,566
Receivables	10	543,903	197,287
Cash and Cash Equivalents	11	13,601,221	23,829,503
Short Term Loans & Advances	12	124,099	1,680,564
Other Current Assets	13	1,075,213	592,557
Note to Accounts	14	-	-
TOTAL (Rs.)		35,971,113	38,105,458

As per our separate report of even date

For Himanshu Malhotra & Associates
Chartered Accountants
FRN- 032352N

Himanshu Malhotra
FCA
M.No- 514581
UDIN-




Date: 28-08-2019
Place: New Delhi

For World Health Partners

Shyamala Shiveshwarkar
Secretary cum Treasurer

K Gopalakrishnan
President



World Health Partners

Local Funds

Income & expenditure account for year ended 31st March, 2019

PARTICULARS	Schedules	Amount (Rs.) 3/31/2019	Amount (Rs.) 3/31/2018
Revenue from operations			
Grant received		42,337,611	6,936,876
Subsidized Consultancy Charges		245,990	467,272
Collection from Medicines		9,253,438	24,644,477
Interest on Bank Deposits		2,225,591	1,721,683
Misc. Receipt		6,813,992	6,146,314
Total Revenue (A)		60,876,622	39,916,622
EXPENSES			
Direct Programme Expenses			
Salaries and Benefits		29,874,723	2,490,367
TB Treatment cost		1,089,355	2,877,558
Bank Charges		1,898,865	45,998
Travel		2,835,258	129,398
Rent & Utilities		634,772	-
Repair & Maintenance		679,447	109,590
Telecommunications		1,137,378	-
Training and Conference		969,674	394,052
Health & FP Expenses		-	865,644
Warehouse and Transportation exp		20,131	778,805
Project Professional Fees		-	128,390
Other Expenses		472,639	-
IEC Printing & Production		110,955	791,775
Change in Inventory	A	7,556,384	16,033,599
Indirect Programme Expenses			
Depreciation and Amortization Expense		18,742	20,825
Communication Expenses		4,246	80,865
Professional Fees		419,776	149,869
Rent & Utilities		2,771,096	176,875
Other Expenses		241,427	1,031,378
Warehouse and Transportation exp		943,977	83,454
Salaries and Benefits		300,526	71,683
Training and Conference		112,306	-
Travel		1,546,466	465,489
Total Expenses		53,638,144	26,725,613

Note to Accounts

Surplus (Deficit) (A-B) T/f to capital fund

For Himanshu Malhotra & Associates
Chartered Accountants
FRN- 032352N

Himanshu Malhotra
FCA
M.No- 514581
UDIN-



Date: 28-08-2019
Place: New Delhi

14

7,238,478

13,191,008

For World Health Partners

Shyamala Shiveshwarkar K Gopalakrishnan
Secretary cum Treasurer President



World Health Partners

Local Funds

Receipt & payment account for year ended 31st March, 2019

PARTICULARS	Sch	Amount (Rs.) 3/31/2019	Amount (Rs.) 3/31/2018
Opening Balance			
Cash / Bank		23,829,503	21,363,733
Fixed Deposit		5,075,000	75,000
Receipt			
Revenue from operations			
Grant received		42,337,611	6,936,876
Subsidized Consultancy Charges		245,990	467,272
Collection from Medicines		9,253,438	24,644,477
Interest on Bank Deposits		2,225,591	1,721,683
Misc. Receipt		6,813,992	6,146,314
Total Receipts (A)		89,781,125	61,355,355
Payment			
Direct Programme Expenses			
Salaries and Benefits		29,874,723	2,490,367
TB Treatment cost		1,089,355	2,877,558
Bank Charges		1,898,865	45,998
Travel		2,835,258	129,398
Rent & Utilities		634,772	-
Repair & Maintenance		679,447	109,590
Telecommunications		1,137,378	
Training and Conference		969,674	394,052
Health & FP Expenses		-	865,644
Warehouse and Transportation exp		20,131	778,805
Project Professional Fees		-	128,390
Other Expenses		472,639	-
IEC Printing & Production		110,955	791,775
Change in Inventory		2,649,818	15,104,282
Indirect Programme Expenses			
Communication Expenses		4,246	80,865
Professional Fees		419,776	149,869
Rent & Utilities		2,771,096	176,875
Other Expenses		241,427	1,031,378
Warehouse and Transportation exp		943,977	83,454
Salaries and Benefits		300,526	71,683
Training and Conference		112,306	-
Travel		1,546,466	465,489
Adjustment	B	8,803,269	6,675,380
Total Payments (B)		57,516,105	32,450,852
Closing Balance (A-B)		32,265,020	28,904,503
Cash at bank		13,601,221	23,829,503
Fixed Deposit		18,663,799	5,075,000
		32,265,020	28,904,503

For Himanshu Malhotra & Associates
Chartered Accountants
FRN- 032352N

Himanshu Malhotra
FCA
M.No- 514581
UDIN-


Date: 28-08-2019
Place: New Delhi



For World Health Partners

Shyamala Shiveshwarkar
Secretary cum Treasurer

K. Gopalakrishnan
President



World Health Partners

Local Funds

Details of Capital Fund A/c for the year ended 31st March 2018

PARTICULARS	Schedule -1	
	Amount (Rs.) 3/31/2018	Amount (Rs.) 3/31/2017
Balance b/f from Previous Year	10,258,833	(7,958,283)
Add: Net Surplus (deficit) during the year	13,191,008	18,217,116
Balance carried to capital fund	23,449,841	10,258,833



World Health Partners

Local Funds

Details of Other Long Term Liabilities as on 31st March 2018

PARTICULARS	Schedule 2	
	Amount (Rs.) 3/31/2018	Amount (Rs.) 3/31/2017
Security from TPC / FC		
Closing Balance of Last Year	18,135,366	19,604,766
Add - Receipt During the Year	-	3,393,800
Less - Refund During the Year	2,113,000	3,943,000
Less - Receipt Transferred to Income	4,684,000	920,200
Balance carried to Balance Sheet	11,338,366	18,135,366



World Health Partners

Local Funds

Details of Payable as on 31st March 2018

PARTICULARS	Schedule -3	
	Amount (Rs.) 3/31/2018	Amount (Rs.) 3/31/2017
A B Water Point	-	2,992.00
Accent Pharmaceuticals & Diagnostics	183,708	-
Agron Remedies Pvt. Ltd.	375,412	12,866.00
Airtel	-	6,914.00
Amkay Laboratories Pvt. Ltd.	52,577	-
Anup Store	3,417	-
Associated Warehousing	-	141,295.00
Avon Perfection Protection Pvt. Ltd.	-	89,448.00
Bharat Surgical	24,877	26,738.00
Bihar Hotels Limited	36,782	212,712.00
BitsnBin Technologies Pvt. Ltd.	801	38,850.00
Central Advertising Agency	95,201	95,201.00
Cooper Pharma Limited	397,744	-
Definition	-	12,622.00
Easy Source Hr Solution Pvt. Ltd.	63,804	-
Halewood Laboratories P Ltd.	21,754	67,868.00
Kamal Kumar Gera	-	4,826.00
Kriti	639,775	-
M K Peacock Mineral Water Pvt. Ltd.	-	1,500.00
Maheshbhai Bhagvanbhai Solanki	22,717	-
Malik Life Sciences Pvt. Ltd.	847	-
Manishbhai Vijaybhai Pancholi	10,985	-
Media Trading	-	1,092.00
Nitco Logistics Pvt. Ltd. (Meerut)	8,000	-
PDC HealthCare	208,253	116,633.00
Pritesh Vasantlal Shah	11,002	-
Provider Incentive	-	41,497.00
Raju Param	40,500	-
Raju Param	14,979	-
Ridley Life Science Pvt Ltd	519,279	186,911.90
Right Track	3,237	-
S M Varma & Co.	-	9,450.00
Shailesh Kumar Sharma	-	27,999.00
Sigma Test & Research Centre	6,372	-
SINGH MOTORS	10,009	-
Surender Pal	-	6,831.00
Synergy Waste Management Pvt. Ltd.	-	7,056.00
Synokem Pharmaceuticals Ltd.	-	166,422.40
Tata Teleservices Ltd.	155,370	163,995.00
Travel Solutions India	358	-
Vodafone	-	13,487.00
Yasa Foundation	19,147	134,089.00
Zaneka Drugs	164,802	-
Zaneka Healthcare Pvt. Ltd.	170,700	975,849.00
TDS Payable	-	16,932
VAT Payable	-	128,331
Advance from Customers		
Jagdish Chandra Badri Prasad	-	30,925
Mani Surgical	-	20,833
Nurshing Drug Agency	-	10,548
Safex Social Healthcare	5,075	5,075
Others below Rs. 5000	49,765	36,215
Balance carried to Balance Sheet	3,317,250	2,814,003



World Health Partners

Schedule-6

Local Funds

(As per Income Tax Act)

PARTICULARS	GROSS BLOCK				FIXED ASSETS AS AT 31st MARCH 2018				DEPRECIATION		NET BLOCK	
	COST UPTO	ADDITION	TOTAL UPTO	RATE %	UPTO 31-03-2017	FOR THE YEAR	TOTAL UPTO 31-03-2018	AS AT 31-03-2018	AS AT 31-03-2017	AS AT 31-03-2018	AS AT 31-03-2017	AS AT 31-03-2018
Computers	-	-	-	40%	-	-	-	-	-	-	-	-
Equipments	-	-	-	15%	-	-	-	-	-	-	-	-
Vehicle	-	-	-	15%	-	-	-	-	-	-	-	-
Furniture & Fixture	439,657	-	439,657	10%	231,412	20,825	252,237	187,420	-	187,420	-	208,245
Total (C)	439,657	-	439,657		231,412	20,825	252,237	187,420		187,420		208,245



World Health Partners

Local Funds

Details of Investments as on 31st March 2018

PARTICULARS	Schedule -7	
	Amount (Rs.) 3/31/2018	Amount (Rs.) 3/31/2017
ICICI Bank FD Account No.031114007803	50,000	50,000
ICICI Bank FD Account No.031114007211	25,000	25,000
YES Bank FD No. 038640400015872	5,000,000	-
Balance carried to Balance Sheet	5,075,000	75,000



World Health Partners

Local Funds

Details of long term loans and advances as on 31st March 2018

PARTICULARS	Schedule -8	
	Amount (Rs.) 3/31/2018	Amount (Rs.) 3/31/2017
Security Deposit		
- Office Premises	1,436,400	2,416,400
- Office Imprest	200,161	121,070
Balance carried to Balance Sheet	1,636,561	2,537,470



World Health Partners

Local Funds

Details of Inventory as on 31st March 2018

PARTICULARS	Schedule - 9	
	Amount (Rs.) 3/31/2018	Amount (Rs.) 3/31/2017
2107 Amoxycillin 500mg Cap	346,220	449,355
2109 Amoxicillin DT 250 mg	138,908	355,979
2116 Amoxycillin+Pot.Clav 625 mg	239,875	729,125
2134 Azithromycin Tab	239,060	150,900
2142 Cefixime+Ofloxacin Tab	89,386	405,067
2146 Cefixime 200 mg Tab	297,112	126,175
2173 Ciprofloxacin 500mg Tab	92,250	290,157
2191 Fluconazole 150mg	260,538	111,417
2234 Ofloxacin+ Ornidazole Tab	165,769	-
2315 Omeprazole & Domperidone	86,424	137,676
2319 ORS	191,555	34,980
2326 Rabiprazole & Domperidone SR cap	326,742	293,882
2332 Zinc DT	106,000	489,340
2335 Zinc Acetate Syrup	27,824	24,128
2366 Dicyclomine & Mefenamic Acid 10mg +250 mg	135,855	81,180
2376 MefenamicAcid & Paracetamol Susp 60 ml	145,348	88,300
2404 Cal. Carbonate+Vit D3	-	232,287
2409 Enzyme Syrup 200 ml	181,442	128,371
2410 Ferrous Fumarate & Folic Acid Cap	22,099	-
2412 Haem Syrup	74,386	-
2570 Ambroxal-Terbutaline-Guaiphenesin	116,469	98,980
2710 B Sure- DMPA	862,376	371,825
2930 Aceclofenac +PCM	31,501	114,597
2938 Ceftriazone 1gm Inj.	128,367	281,670
2950 Sildenafil Tab	45,171	164,011
2955 Cefotaxime 500mg	-	312
2978 Aceclofenac+Paracetamol+Serrit.Tab	389,602	264,279
2995 Para+Phen+CPM+SOD.CIT. Syp.	77,936	53,128
B-Sure Pregnancy Card	88,349	114,828
PLAN -C	-	243,933
Balance carried to Balance Sheet	4,906,566	5,835,883



World Health Partners

Local Funds

Details of Inventory as on 31st March 2018

PARTICULARS	Qty.	Value / Unit	Schedule - 9.1
			AMOUNTS (Rs.) 3/31/2018
2107 Amoxycillin 500 Cap	22,970	15.07	346,220
2109 Amoxicillin 250 mg 20*10	17,380	7.99	138,908
2116 Amoxycillin+Pot.Clav 625 mg	5,050	47.50	239,875
2134 Azithromycin 500 mg	16,320	14.65	239,060
2142 Cefixime+Ofloxacin Tab	2,800	31.92	89,386
2146 Cefixime 200 mg Tab	12,100	24.55	297,112
2173 Ciprofloxacin 500 mg	7,500	12.30	92,250
2191 Fluconazole 150 mg 10*1	86,800	3.00	260,538
2234 Ofloxacin+ Ornidazole Tab	10,970	15.11	165,769
2315 Omeprazole & Domperidone	22,320	3.87	86,424
2319 ORS	2,309	82.96	191,555
2326 Rabiprazole & Domperidone SR cap	46,690	7.00	326,742
2332 Zinc DT	53,000	2.00	106,000
2335 Zinc Acetate Symp. 20mg /5ml	3,470	8.02	27,824
2366 Dicyclomine & Mefenamic Acid 10mg +250 mg	30,190	4.50	135,855
2376 MefenamicAcid & Paracetamol Susp 60 ml	22,818	6.37	145,348
2409 Enzyme Syrup 200 ml	12,059	15.05	181,442
2410 Ferrous Fumarate & Folic Acid Cap	5,390	4.10	22,099
2412 Haem Syrup	4,846	15.35	74,386
2570 Ambroxol +Terbutalin +Guaiphenes Symp	11,674	9.98	116,469
2710 B Sure- DMPA	28,650	30.10	862,376
2930 Aceclo+Para 100mg+ 500mg	8,500	3.71	31,501
2938 Ceftriaxone 1gm inj	9,430	13.61	128,367
2950 Sildenafil Tab	11,000	4.11	45,171
2978 Acelo +Para +Serrio Tab 100mg +500mg+ 15mg	49,390	7.89	389,602
2995 Para+Phen+Cpm+Sod Symp.(60ml)	9,987	7.80	77,936
B-Sure Pregnancy Card	18,000	4.91	88,349

Total

4,906,566



World Health Partners

Local Funds

Details of Receivables as on 31st March 2018

PARTICULARS	Schedule -10	
	Amount (Rs.) 3/31/2018	Amount (Rs.) 3/31/2017
G.P.Traders.Siwan	84,388	-
Raj Laxmi Medical Agency,Banka	6,454	6,454
Consultancy Charges	93,174	93,794
Others below Rs, 5000	13,271	10,038
Balance carried to Balance Sheet	197,287	110,286



World Health Partners

Local Funds

Details of Cash in hand / Bank as on 31st March 2018

PARTICULARS	Schedule 11	
	Amount (Rs.) 3/31/2018	Amount (Rs.) 3/31/2017
ICICI Bank A/C No. 031101002070	4,274,933	1,177,908
ICICI Bank A/c No. 031101002046	990,000	291,840
Yes Bank A/c no. 03869460000134	18,564,571	19,893,986
Balance carried to Balance Sheet	23,829,503	21,363,733



World Health Partners

Local Funds

Details of Short Term Loans & Advances as on 31st March 2018

PARTICULARS	Schedule -12	
	Amount (Rs.) 3/31/2018	Amount (Rs.) 3/31/2017
R H Laboratories	176,110	176,110
Incentive TPC	-	137,855
Recombigen Laboratories Pvt. Ltd.	10,680	20,906
Paras Furnishers	14,112	14,112
Poonam Chand Ruhela	-	360
Shivam Enterprises	50	50
Govt of India (CSMP)	800,000	-
GST	431,834	-
Synokem Pharmaceuticals Ltd.	246,133	-
Synergy Waste Management Pvt. Ltd.	144	-
M K Peacock Mineral Water Pvt. Ltd.	1,500	-
Balance carried to Balance Sheet	1,680,564	349,393



World Health Partners

Local Funds

Details of Other Current Assets as on 31st March 2018

PARTICULARS	Schedule -13	
	Amount (Rs.) 3/31/2018	Amount (Rs.) 3/31/2017
Interest accrued on investments	177,116	73,117
Income Tax Refund		
Previous Years	315,116	655,075
AY 2018-19	100,325	-
Balance carried to Balance Sheet	592,557	728,192



World Health Partners

Local Funds

Details Change in Inventory

PARTICULARS	Schedule-A	
	Amount (Rs.) 3/31/2018	Amount (Rs.) 3/31/2017
Medicines & Family Planning products		
Opening stock	5,835,883	-
Add - Purchase	15,104,282	16,751,288
	20,940,165	16,751,288
Less - Closing Stock	4,906,566	5,835,883
Balance carried to Project Expenses	16,033,599	10,915,405



World Health Partners

Local Funds

Details of Receipt & Payment Adjustment

PARTICULARS	Sch	Schedule-B	
		Amount (Rs.) 3/31/2018	Amount (Rs.) 3/31/2017
Trade Payable	3	3,317,250	2,814,003
Long Term Liabilities	2	11,338,366	18,135,366
Long Term Loans & Advances	8	2,537,470	1,086,310
Trade Receivable	10	110,286	1,209,377
Short Term Loans & Advances	12	349,393	-
Other Current Assets	13	728,192	752,400
Net Reciepts (A)		18,380,957	23,997,455
Trade Payable	3	2,814,003	722,781
Long Term Liabilities	2	18,135,366	19,604,766
Long Term Loans & Advances	8	1,636,561	2,537,470
Trade Receivable	10	197,287	110,286
Short Term Loans & Advances	12	1,680,564	349,393
Other Current Assets	13	592,557	728,192
Net payments (B)		25,056,337	24,052,888
Balance Carried to Receipt & Payment A/c		(6,675,380)	(55,432)

