

A B Gaur & Co.
Chartered Accountants

E-214, Plot No 13, Sector 12,
Dwarka, New Delhi 110075
Tel No 011-42811361
e-mail : rvc.sachin@yahoo.com

306, Vardhaman Sunder Plaza,
Plot No 12, Sector 12
Dwarka, New Delhi 110075

INDEPENDENT AUDITOR'S REPORT

To,
The Members,
World Health Partners,
BB-11 Greater Kailash Enclave II,
New Delhi-110048.

1. Report on the Financial Statements

We have audited the accompanying financial statements of **WORLD HEALTH PARTNERS** which comprise of a Balance Sheet as at March 31, 2017, with Income and Expenditure Account and Receipts and Payments account for the year ended on the date, and a summary of significant accounting policies and other explanatory information wherever necessary.

2. Management's Responsibility for the Financial Statements

The Society's Management is responsible for the preparation and presentation of these standalone financial statements that give a true and fair view of the financial position, financial performance of the Society in accordance with the accounting principles generally accepted in India, including the Accounting Standards. This responsibility also includes maintenance of adequate accounting records for safeguarding the assets of the Society and for preventing and detecting frauds and other irregularities; and design, implementation and maintenance of adequate internal financial controls, that were operating effectively for ensuring the accuracy and completeness of the accounting records, relevant to the preparation and presentation of the financial statements that give a true and fair view and are free from material misstatement, whether due to fraud or error.

3. Auditors' Responsibility

Our responsibility is to express an opinion on these standalone financial statements based on our audit. We conduct our audit in accordance with the auditing standards issued by the Institute of Chartered Accountants of India. Those Standards require that we comply with ethical requirements and plan



and perform the audit to obtain reasonable assurance about whether the financial statements are free from material misstatement.

An audit involves performing procedures to obtain audit evidence about the amounts and the disclosures in the financial statements. The procedures selected depend on the auditor's judgment, including the assessment of the risks of material misstatement of the financial statements, whether due to fraud or error. In making those risk assessments, the auditor considers internal financial control relevant to the Society's preparation of the financial statements that give a true and fair view in order to design audit procedures that are appropriate in the circumstances, but not for the purpose of expressing an opinion on whether the Society has in place an adequate internal financial control systems over financial reporting and the operating effectiveness of such controls. An audit also includes evaluating the appropriateness of the accounting policies used and the reasonableness of the accounting estimates made by the Management, as well as evaluating the overall presentation of the financial statements.

We believe that the audit evidence we have obtained is sufficient and appropriate to provide a basis for our audit opinion on the standalone financial statements.

4. Opinion

In our opinion and to the best of our information and according to the explanations given to us, give a true and fair view in conformity with the accounting principles generally accepted in India:



- (a) In the case of the Balance Sheet, of the state of affairs of the Society as at March 31, 2017; and
- (b) In the case of the Income and Expenditure account, of surplus of the Society for the year ended on that date;
- (c) In the case of Receipts & Payments account of the closing balance of funds for the year ended on that date.

5. Report on Other Legal and Regulatory Requirements

We further report that:

- (a) We have obtained all the information and explanations which to the best of our knowledge and belief were necessary for the purposes of our audit.
- (b) In our opinion, proper books of account as required by law have been kept by the Society so far as it appears from our examination of those books.
- (c) The Balance Sheet and Income and Expenditure Account dealt with by this Report are in agreement with the books of account.

For A.B.Gaur & Co.
Chartered Accountants

Date: 08-09-2017
Place: New Delhi

Abnish Gaur; FCA
Membership No. 092594

World Health Partners

Consolidated

Balance Sheet as on 31st March, 2017

PARTICULARS	Schedules	Amount (Rs.) 3/31/2017	Amount (Rs.) 3/31/2016
<u>CAPITAL AND LIABILITIES</u>			
<u>CAPITAL FUND</u>	1	74,551,748	67,328,265
<u>NON CURRENT LIABILITIES</u>			
Other Long Term Liabilities	2	18,135,366	19,604,766
<u>CURRENT LIABILITIES</u>			
Payables	3	4,155,374	10,786,433
Other Current Liabilities	4	2,218,742	3,594,434
Short Term Provisions	5	18,617,258	10,915,350
TOTAL (Rs.)		117,678,488	112,229,249
<u>ASSETS</u>			
<u>NON CURRENT ASSETS</u>			
<u>FIXED ASSETS</u>			
<u>Tangible Assets</u>			
Gross Block	6	110,649,302	107,095,438
Less: Depreciation		67,166,368	59,225,162
Net Block		43,482,934	47,870,275
<u>NON CURRENT INVESTMENTS</u>			
	7	75,000	75,000
<u>LONG TERM LOANS AND ADVANCES</u>			
	8	3,823,469	2,275,309
<u>CURRENT ASSETS</u>			
Inventory	9	5,835,883	14,511,231
Receivables	10	110,286	1,209,377
Cash and Cash Equivalents	11	51,985,553	34,639,018
Short Term Loans & Advances	12	10,890,098	10,480,757
Other Current Assets	13	1,475,265	1,168,281
TOTAL (Rs.)		117,678,488	112,229,249

As per our separate report of even date

For AB Gaur & Co.
Chartered Accountants

For World Health Partners

Abnish Gaur
FCA
Mem. No-092594



Prof. A. Venkat Raman
Secretary cum Treasurer

K Gopalakrishnan
President

Date: 08-09-2017
Place: New Delhi

World Health Partners

Consolidated

Income & Expenditure account for year ended 31st March, 2017

PARTICULARS	:hedul	Amount (Rs.) 3/31/2017	Amount (Rs.) 3/31/2016
Revenue			
Grants			
Local Grant		5,192,130	4,072,295
Foreign Grants		253,826,188	269,634,669
Revenue from operations			
Collection from Medicines		36,211,461	47,606,317
Subsidized Consultancy Charges		259,095	383,341
Other Income			
Interest on Bank Deposits		3,055,917	3,109,906
Misc. Receipts		4,551,542	11,032,643
Total Revenue(A)		303,096,333	335,839,170
EXPENDITURES			
Direct Programme Expenses			
Clinic Expenses		1,244,881	5,852,404
Salaries and Benefits		60,945,876	54,479,430
Monitoring Expenses		6,261,957	5,761,520
Field Expenses Others		6,234,332	4,010,115
TB Treatment Cost		71,018,292	67,704,596
Travel		10,508,794	18,218,288
Rent & Utilities		8,415,875	5,659,426
Repair & Maintenance		4,853,721	3,320,493
Telecommunications		3,966,251	5,236,839
Training and Conference		4,391,249	3,923,728
Health & FP Provision		23,736,648	24,795,564
Warehouse and Transportation Exp		6,178,156	12,511,757
Project Professional Fees		9,692,510	11,232,266
IEC Design & Development		-	938,722
IEC Local Media		-	5,582,110
IEC Mass Media		623,341	2,487,554
IEC Printing & Production		3,770,561	4,281,729
Sub-Grants/Awards/Partnership		32,420,917	724,009
Change in Inventory	A	10,915,405	38,840,923
Deprecation and Amortization Expense		6,594,960	8,187,214
Indirect Programme Expenses			
Employee Benefit expense		3,052,701	16,830,662
Depreciation and Amortization Expense		1,583,614	1,712,310
Communication Expenses		1,655,157	880,685
Professional Fees		720,147	1,084,044
Office Rent & Utilities		11,369,750	10,194,011
Travel Expenses		1,631,225	2,352,894
Office & Other Expenses		3,437,373	7,148,206
Assets written off		322,295	-
Warehouse and Transportation exp		326,863	-
Total Expenses (B)		295,872,850	323,951,499

Surplus (Deficit) (A-B) T/f to capital fund

7,223,483

11,887,671

Restricted fund T/f to Payables

-

7,078,654

For AB Gaur & Co.
Chartered Accountants

For World Health Partners

Abnish Gaur
FCA
Mem. No-092594



Prof. A. Venkat Raman
Secretary cum Treasurer

K Gopalakrishnan
President

Date: 08-09-2017
Place: New Delhi

World Health Partners

Consolidated

Receipt & Payment account for year ended 31st March, 2017

PARTICULARS	Sch	Amount (Rs.) 3/31/2017	Amount (Rs.) 3/31/2016
<u>Opening Balance</u>			
Cash at Bank		34,639,018	22,036,169
Fixed Deposit		75,000	75,000
<u>Receipt</u>			
Foreign Grants		253,826,188	269,634,669
Interest on Bank Deposits		3,055,917	3,109,906
Revenue from operations (Net)		36,470,556	47,989,658
Misc. Receipt		4,551,542	11,032,643
Local Grant		5,192,130	4,072,295
Net Receipts (A)		337,810,351	357,950,339
<u>Payment</u>			
<u>Direct Programme Expenses</u>			
Clinic Expenses		1,244,881	5,852,404
Salaries and Benefits		60,945,876	54,479,430
Monitoring Expenses		6,261,957	5,761,520
Field Expenses Others		6,234,332	4,010,115
TB Treatment Cost		71,018,292	67,704,596
Travel		10,508,794	18,218,288
Rent & Utilities		8,415,875	5,659,426
Repair & Maintenance		4,853,721	3,320,493
Telecommunications		3,966,251	5,236,839
Training and Conference		4,391,249	3,923,728
Health & FP Provision		9,225,416	24,795,564
Warehouse and Transportation Exp		6,178,156	12,511,757
Project Professional Fees		9,692,510	11,232,266
IEC Design & Development		-	938,722
IEC Local Media		-	5,582,110
IEC Mass Media		623,341	2,487,554
IEC Printing & Production		3,770,561	4,281,729
Sub-Grants/Awards/Partnership		32,420,917	724,009
Change in Inventory	A	16,751,288	38,627,811
<u>Indirect Programme Expenses</u>			
Employee Benefit expense		3,052,701	16,830,662
Communication Expenses		1,655,157	880,685
Professional Fees		720,147	1,084,044
Office Rent & Utilities		11,369,750	10,194,011
Travel Expenses		1,631,225	2,352,894
Office & Other Expenses		3,437,373	7,148,206
Warehouse and Transportation exp		326,863	-
Adjustment	B	7,053,164	9,397,458
Net Payments (B)		285,749,797	323,236,321
<u>Closing Balance (A-B)</u>		52,060,554	34,714,018
Cash at bank		51,985,553	34,639,018
Fixed deposits		75,000	75,000
		52,060,553	34,714,018

For AB Gaur & Co.
Chartered Accountants

Abnish Gaur
FCA
Mem. No-092594



Date: 08-09-2017
Place: New Delhi

For World Health Partners

Prof. A. Venkat Raman
Secretary cum Treasurer

K Gopalakrishnan
President

World Health Partners

Notes to the Accounts forming part of the Balance Sheet as on 31-03-2017.

Significant Accounting Policies

1. The society maintains two separate books of accounts for Foreign Funds and Local Funds Accordingly two separate Balance Sheets, Income & Expenditure along with Receipts & Payments have been prepared. A consolidated Balance Sheet has also been prepared. The books of accounts have been prepared following the accrual system of accounting.
2. Financial statements have been prepared under the historical cost convention on accrual basis.
3. Financial Statements have been prepared, to the extent possible, as per revised schedule VI of the Companies Act by contextualized it for not for profit entities. This implies preparation of income and expenses a/c and receipt and payment a/c rather than P & L and Cash flow statement.
4. Opening Balances for the current year have been regrouped /reclassified and matched with the previous year balance.
5. Grants have been recognized as income to the extent they have been received.
6. The reporting currency of society is Indian Rupees. All foreign currency transactions have been accounted for at the exchange rate prevailing at the date of transaction.
7. Fixed assets have been capitalized at cost. Depreciation has been provided as per the provisions of Income Tax Act, 1961.
8. No remuneration or benefits have been paid during the year to any member of the board. Board members attending official work are reimbursed actual travel expenses.
9. An advance of Rs. 836,557/- (schedule 12) was given to M/s Poundarika Consortium during FY 2010-11 for purchase of medicine. The matter is under litigation and the Delhi Court has transferred the case to Bangalore where the party is based.



10. As per the agreement an amount of Rs 920,200 has been written off during the year against deposits from TPC which have completed 5 years and considered as income.
11. The society has received during the year donations in kind of which have been used for filed activities. Since finances are not involved in the transaction these donations are not reflected in the books of accounts and the balance sheet drawn there from. However, inventories records are maintained and controlled.

As per our report of even date

For A B Gaur & Co.
Chartered Accountants

For World Health Partners



Abinsh Gaur
FCA


Prof. A. Venkat Raman
Secretary cum Treasurer


K. Gopalakrishnan
President

Date: 08-09-17
Place: New Delhi

World Health Partners

Consolidated

Details of Capital Fund A/c for the year ended 31st March 2017

PARTICULARS	Schedule -1	
	Amount (Rs.) 3/31/2017	Amount (Rs.) 3/31/2016
Balance b/f from Previous Year	67,328,265	62,519,248
Add: Net Surplus (deficit) during the year	7,223,483	4,809,017
Balance carried to capital fund	74,551,748	67,328,265



World Health Partners

Consolidated

Details of Other Long Term Liabilities as on 31st March 2017

PARTICULARS	Schedule 2	
	Amount (Rs.) 3/31/2017	Amount (Rs.) 3/31/2016
Security from TPC / FC		
Closing Balance of Last Year	19,604,766	29,282,105
Add - Receipt During the Year	3,393,800	2,618,000
Less - Refund During the Year	3,943,000	4,013,800
Less - Receipt Transferred to Income	920,200	8,281,539
Balance carried to Balance Sheet	18,135,366	19,604,766



World Health Partners

Consolidated

Details of Payables as on 31st March 2017

Schedule -3

PARTICULARS	Amount (Rs.) 3/31/2017	Amount (Rs.) 3/31/2016
A B Water Point	2,992	-
Agron Remedies Pvt. Ltd.	12,866	493,288
Airtel	6,914	99,634
Associated Warehousing	141,295	-
Avon Perfection Protection Pvt. Ltd.	89,448	-
Bharat Surgical	26,738	-
Bihar Hotels Limited	212,712	-
BitsnBin Technologoes Pvt. Ltd.	38,850	-
Central Advertising Agency	95,201	-
Cooper Pharma Limited	-	85,217
Definition	12,622	-
Halewood Laboratories P Ltd.	67,868	-
Hawk Vision Protection Services Pvt. Ltd.	-	31,918
Helio India	98,311	97,874
Ila Karan Printers	-	985
Kamal Kumar Gera	4,826	-
M K Peacock Mineral Water Pvt. Ltd.	1,500	-
Maruti Drug Distributor	84,231	31,531
Maruti Enterprises	-	106,129
Media Trading	1,092	-
Nav Astha	216,232	491,920
Nayan Enterprise	737,759	871,615
PDC HealthCare	130,409	221,189
Providers Incentive	41,497	24,330
Restricted fund (USAID)	-	7,078,654
Ridley Life Science Pvt Ltd	186,912	159,600
Royal Travels	-	27,103
S M Varma & Co.	9,450	-
Sarvabhaumik Agency Pvt. Ltd	-	-
Shailesh Kumar Sharma	27,999	-
Sigma Test	-	1,560
Subash Agarwal	-	222,694
Surender Pal	6,831	-
Synergy Waste Management Pvt. Ltd.	7,056	-
Synokem Pharmaceuticals Ltd.	166,422	-
Tata Teleservices Ltd.	163,995	-
TDS Payable	207,994	600,964
VAT Payable	128,331	53,602
Vodafone	13,487	-
Yasa Foundation	134,089	-
Zaneka Healthcare Pvt. Ltd.	975,849	-
Advance from Customers		
Happy Pharma-Siwan	-	19,931
R K Drugs, Begusarai	-	18,661
Jagdish Chandra Badri Prasad	30,925	-
Mani Surgical	20,833	-
Nurshing Drug Agency	10,548	-



Safex Social Healthcare
Others below Rs, 5000
Balance carried to Balance Sheet

5,075	
36,215	48,034
4,155,374	10,786,433



World Health Partners

Consolidated

Details of Other Current Liabilities as on 31st March 2017

PARTICULARS	Schedule 4	
	Amount (Rs.) 3/31/2017	Amount (Rs.) 3/31/2016
Communications	-	32,604
Office Supplies	268,018	206,596
PF Payable	214,908	208,182
Professional Fees	19,206	216,928
Project Activities	1,280,618	1,456,455
Tarvel	122,437	2,289
Telecommunications	13,589	793,332
Utilities	259,420	17,405
Warehouse and Transprtation	40,546	660,643
Balance carried to Balance Sheet	2,218,742	3,594,434



World Health Partners

Consolidated

Details of Short Term Provisions as on 31st March 2017

PARTICULARS	Schedule 5	
	Amount (Rs.) 3/31/2017	Amount (Rs.) 3/31/2016
A B Gaur	Professional Fees	52,250
Ace Enterprises	Project Activities	-
Airtel	Telecommunications	129,813
Associated Warehousing	Warehouse and transportation	1,800,000
BSES Rajdhani Power Ltd.	Utilities	87,350
BSNL	Telecommunications	14,109
Budda Inn	Travel	-
Child in Need Institute	Project Activities	-
Employee Benefits	Employee Benefits	1,235,806
Global Health Strategies Emerging Economies Pvt. L	Project Activities	161,204
Gratuity	Employee Benefits	1,988,363
Indiaideas.com ltd.	Project Activities	349,588
Insurance	Employee Benefits	4,311
John Snow India Private Limited	Project Activities	486,654
Mujahid Mashir	Professional Fees	1,100,000
MVVN Ltd.	Utilities	20,800
Providers Incentive	Project Activities	470,350
Rawat Travels	Travel	-
Reliance Communications Infrastructure Ltd.	Telecommunications	1,088
S M Varma & Co.	Professional Fees	653,125
SBPDCL Patna	Utilities	26,200
Tata Communications Ltd.	Telecommunications	49,339
Vodafone	Telecommunications	35,000
Yasa Foundation	Project Activities	2,250,000
Balance carried to Balance Sheet	18,617,258	10,915,350



World Health Partners

Consolidated

Details of Non Current Investments as on 31st March 2017

PARTICULARS	Schedule 7	
	Amount (Rs.) 3/31/2017	Amount (Rs.) 3/31/2016
ICICI Bank FD Account No.031114007803	50,000	50,000
ICICI Bank FD Account No.031114007211	25,000	25,000
Balance carried to Balance Sheet	75,000	75,000



World Health Partners

Consolidated

Details of Long Term Loans and Advances as on 31st March 2017

PARTICULARS	Schedule -8	
	Amount (Rs.) 3/31/2017	Amount (Rs.) 3/31/2016
Security Deposit		
- Internet Connection	13,999	13,999
- Office Premises	2,972,900	1,608,810
- UniHealth Clinic	600,000	600,000
- Electricity Connection	115,500	42,000
- Office Imprest	121,070	10,500
Balance carried to Balance Sheet	3,823,469	2,275,309



World Health Partners

Consolidated

Details of Inventory as on 31st March 2017

PARTICULARS	Schedule -9	
	Amount (Rs.) 3/31/2017	Amount (Rs.) 3/31/2016
2014 Ciprofloxacin Eye Drop	-	66,648
2104 Albendazole 10 ml Syp	-	16,672
2105 Albendazole 400 mg Tab	-	311,449
2107 Amoxicillin 500mg Cap	449,355	774,770
2108 Amoxicillin 125 mg 20*10	-	141,544
2109 Amoxicillin DT 250 mg	355,979	200,435
2116 Amoxicillin+Pot. Clav 625 mg	729,125	831,400
2134 Azithromycin Tab	150,900	463,180
2142 Cefixome+Ofloxacin Tab	405,067	519,901
2146 Cefixime 200 mg Tab	126,175	508,836
2173 Ciprofloxacin 500mg Tab	290,157	367,056
2174 Ciprofloxacin+Tinidazole 500 mg	-	274,730
2191 Fluconazole 150mg	111,417	35,441
2234 Ofloxacin+ Ornidazole Tab	-	454,044
2279 azithromycin Oral Suspension	-	8,072
2284 Bisacodyl Tab.	-	32,259
2315 Omeprazole & Domperidone	137,676	46,650
2317 Ondansetron 4mg Tab	-	24,502
2319 ORS	34,980	200,607
2322 Pantopra+Domperi. Tab	-	87,534
2326 Rabiprazole & Domperidone SR cap	293,882	168,407
2329 Ranitidine & Domperidone Tab	-	157,053
2332 Zinc DT	489,340	746,512
2335 Zinc Acetate Syrup	24,128	91,320
2366 Dicyclomine & Mefenamic Acid 10mg +250 mg	81,180	9,898
2376 Mefenamic Acid & Paracetamol Susp 60 ml	88,300	118,430
2384 Paracetamol Oral Suspension 125mg/5 ml	-	13,943
2388 diclofenac sodium + paracetamol tab	-	134,975
2404 Cal. Carbonate+Vit D3	232,287	73,542
2409 Enzyme Syrup 200 ml	128,371	92,707
2410 Ferrous Fumarate & Folic Acid Cap	-	26,497
2412 Haem Syrup 200 MI	-	496,060
2536 Levocetizine Syp.	-	80,262
2567 Terbutaline & Bromhexine HCL Syrup	-	45,176
2570 Ambroxal-Terbutaline-Guaiphenesin	98,980	179,126
2710 B Sure- DMPA	371,825	1,019,637
2930 Aceclofenac +PCM	114,597	150,322
2938 Ceftriazone 1gm Inj.	281,670	382,992
2950 Sildenafil Tab	164,011	1,392
2955 Cefotaxime 500mg	312	37,488
2958 Cefataxime 1000mg Inj.	-	544,241
2978 Aceclofenac+Paracetamol+Serrit. Tab	264,279	450,460
2995 Para+Phen+CPM+SOD.CIT. Syp.	53,128	29,652
B-Sure IUD 375- MultiChoice	-	268,427
B-Sure Pregnancy Card	114,828	1,196
Kly-Max (Tax-Free)	-	1,713,680
PLAN -C	243,933	751,091
Sunehri (Tax- Free)	-	1,361,016
Balance carried to Balance Sheet	5,835,883	14,511,231



World Health Partners

Consolidated

Details of Receivables as on 31st March 2017

PARTICULARS	Schedule 10	
	Amount (Rs.) 3/31/2017	Amount (Rs.) 3/31/2016
Arbind Enterprises - Motihari	-	5,921
Mediatek India Technology Pvt.Ltd	-	1,151,265
Raj Laxmi Medical Agency,Banka	6,454	6,454
Prem Drug Agency-Samastipur	-	-
Consultancy Charges	93,794	38,391
Others below Rs, 5000	10,038	7,346
Balance carried to Balance Sheet	110,286	1,209,377



World Health Partners

Consolidated

Details of Cash in hand / Bank as on 31st March 2017

PARTICULARS	Schedule -11	
	Amount (Rs.) 3/31/2017	Amount (Rs.) 3/31/2016
ICICI Bank Ac. No. 031101002045	11,097,701	10,989,263
Yes Bank Ac No. 038694600000037	7,800,603	14,634,960
Yes Bank Ac No. 038693900000014	11,723,516	-
ICICI Bank A/C No. 031101002070	1,177,908	1,592,617
ICICI Bank A/c No. 031101002046	291,840	2,109,121
Yes Bank A/c no. 03869460000134	19,893,986	5,313,057
Balance carried to Balance Sheet	51,985,553	34,639,018



World Health Partners

Consolidated

Details of Short Term Advances as on 31st March 2017

PARTICULARS		Schedule -12	
		Amount (Rs.) 3/31/2017	Amount (Rs.) 3/31/2016
Avon Perfection Protection Pvt. Ltd.	Field Activity	89,448	-
Dr. Manoj Varma	Advance Rent	360,000	-
Rajesh Ranjan Srivastava	Field Activity	-	39,000
Kavita Devi	Advance Rent	-	11,000
Sanjay Kumar	Advance Rent	-	19,500
Arun Kumar Karn	Field Activity	-	320,000
Neurosynaptic Communication Pvt. Ltd.	Software Development	9,109,470	9,109,470
Poundarika Consortium	Purchase of Medicine	836,557	836,557
Saini Drug Agency	Purchase of Medicine	145,230	145,230
R H Laboratories	Purchase of Medicine	176,110.00	-
Incentive TPC	Field Activity	137,855.00	-
Recombigen Laboratories Pvt. Ltd.	Purchase of Medicine	20,906.00	-
Paras Furnishers	Field Activity	14,112.00	-
Poonam Chand Ruhela	Field Activity	360.00	-
Shivam Enterprises	Field Activity	50.00	-
Balance carried to Balance Sheet		10,890,098	10,480,757



World Health Partners

Consolidated

Details of other current assets as on 31st March 2017

PARTICULARS	Schedule -13	
	Amount (Rs.) 3/31/2017	Amount (Rs.) 3/31/2016
Interest accrued on investments	73,117	61,960
Income Tax Refund		
Previous Years	690,548	1,106,321
FY 17-18	711,600	-
Balance carried to Balance Sheet	1,475,265	1,168,281



World Health Partners

Consolidated

Details of Changes in inventories

PARTICULARS	Schedule-A	
	Amount (Rs.) 3/31/2017	Amount (Rs.) 3/31/2016
Medicines & Family Planning products		
Opening stock	14,511,231	14,724,343
Add - Purchase	16,751,288	38,627,811
	<u>31,262,520</u>	<u>53,352,154</u>
Less - Closing Stock	5,835,883	14,511,231
Balance carried to Project Expenses	<u><u>25,426,636</u></u>	<u><u>38,840,923</u></u>



World Health Partners

Consolidated

Details of Receipt & Payment Adjustment

PARTICULARS	Sch	Amount (Rs.) 3/31/2017	Schedule-B Amount (Rs.) 3/31/2016
Long Term Liabilities	2	18,135,366	19,604,766
Sundry Creditors	3	4,155,374	3,707,779
Liabilities & Provision	4	2,218,742	3,594,434
Short Term Provision	5	18,617,258	10,915,350
Long Term Loans & Advances	8	2,275,309	2,109,614
Trade Receivable	10	1,209,377	78,926
Short Term Loan & Advances	12	10,480,757	11,121,528
Other Current Assets	13	1,168,281	811,950
Net Receipts (A)		58,260,463	51,944,348
Long Term Liabilities	2	19,604,766	29,282,105
Trade Payable	3	10,786,433	8,834,780
Other Current Liabilities	4	3,594,434	2,973,512
Short Term Provision	5	10,915,350	4,483,485
Fixed Assets	6	4,113,526	634,200
Long Term Loans & Advances	8	3,823,469	2,275,309
Trade Receivable	10	110,286	1,209,377
Short Term Loan & Advances	12	10,890,098	10,480,757
Other Current Assets	13	1,475,265	1,168,281
Net payments (B)		65,313,627	61,341,805
Balance Carried to Receipt & Payment A/c		(7,053,164)	(9,397,458)



World Health Partners

Consolidated

Details of Receipt & Payment Adjustment

PARTICULARS	Sch	Amount (Rs.) 3/31/2017	Schedule-B Amount (Rs.) 3/31/2016
Long Term Liabilities	2	18,135,366	19,604,766
Sundry Creditors	3	4,155,374	3,707,779
Liabilities & Provision	4	2,218,742	3,594,434
Short Term Provision	5	18,617,258	10,915,350
Long Term Loans & Advances	8	2,275,309	2,109,614
Trade Receivable	10	1,209,377	78,926
Short Term Loan & Advances	12	10,480,757	11,121,528
Other Current Assets	13	1,168,281	811,950
Net Reciepts (A)		58,260,463	51,944,348
Long Term Liabilities	2	19,604,766	29,282,105
Trade Payable	3	10,786,433	8,834,780
Other Current Liabilities	4	3,594,434	2,973,512
Short Term Provision	5	10,915,350	4,483,485
Fixed Assets	6	4,113,526	634,200
Long Term Loans & Advances	8	3,823,469	2,275,309
Trade Receivable	10	110,286	1,209,377
Short Term Loan & Advances	12	10,890,098	10,480,757
Other Current Assets	13	1,475,265	1,168,281
Net payments (B)		65,313,627	61,341,805
<u>Balance Carried to Receipt & Payment A/c</u>		(7,053,164)	(9,397,458)



World Health Partners

Foreign Funds

Balance Sheet as on 31st March, 2017

PARTICULARS	Schedules	Amount (Rs.) 3/31/2017	Amount (Rs.) 3/31/2016
<u>CAPITAL AND LIABILITIES</u>			
<u>CAPITAL FUND</u>	1	64,292,915	75,286,548
<u>NON CURRENT LIABILITIES</u>			
Other Long Term Liabilities	2	-	-
<u>CURRENT LIABILITIES & PROVISION</u>			
Payables	3	1,341,371	10,063,652
Other Current Liabilities	4	2,218,742	3,594,434
Short-term provisions	5	18,617,258	10,915,350
TOTAL (Rs.)		86,470,286	99,859,984
<u>ASSETS</u>			
<u>NON CURRENT ASSETS</u>			
<u>FIXED ASSETS</u>			
Tangible Assets			
Gross Block	6	110,209,645	106,655,781
Less: Depreciation & Adjustment		66,934,956	59,016,888
Net Block		43,274,689	47,638,893
<u>NON CURRENT INVESTMENTS</u>			
	7	-	-
<u>LONG TERM LOANS AND ADVANCES</u>			
	8	1,285,999	1,188,999
<u>CURRENT ASSETS</u>			
Inventory	9	-	14,511,231
Receivables	10	-	-
Cash and Cash Equivalents	11	30,621,820	25,624,223
Short Term Loans & Advances	12	10,540,705	10,480,757
Other Current Assets	13	747,073	415,881
TOTAL (Rs.)		86,470,286	99,859,984

As per our separate report of even date

For AB Gaur & Co.
Chartered Accountants

Abnish Gaur
FCA
Mem. No-092594

Date: 08-09-2017
Place: New Delhi



For World Health Partners

Prof. A. Venkat Raman
Secretary cum Treasurer

K Gopalakrishnan
President

World Health Partners

Foreign Funds

Income & Expenditure account for year ended 31st March, 2017

PARTICULARS	Schedules	Amount (Rs.) 3/31/2017	Amount (Rs.) 3/31/2016
Revenue			
Grants		253,826,188	269,634,669
Interest on Bank Deposits		1,846,493	1,737,942
Misc Income		-	-
Total Revenue (A)		255,672,681	271,372,611
Expenses			
Direct Programme Expenses			
Clinic Expenses		1,026,480	4,590,926
Salaries and Benefits		59,887,427	46,801,792
Monitoring Expenses		6,261,957	5,761,520
Field Expenses Others		4,631,311	3,068,174
TB Treatment cost		71,018,292	44,452,666
Travel		10,508,794	12,886,851
Rent & Utilities		8,410,700	4,897,253
Repair & Maintenance		4,853,261	2,974,998
Telecommunications		3,966,251	4,789,166
Training and Conference		4,060,003	3,010,473
Health & FP Provision		17,372,292	16,752,982
Warehouse and Transportation Exp		3,574,811	3,723,943
Project Professional Fees		9,692,510	10,743,485
IEC Design & Development		-	938,722
IEC Local Media		-	5,428,210
IEC Mass Media		623,341	2,487,554
IEC Printing & Production		2,252,706	4,243,509
Sub-Grants/Awards/Partnership		32,420,917	724,009
Change in Inventory	A	-	35,704,959
Deprecation and Amortization Expense		6,571,822	8,187,214
Indirect Programme Expenses			
Employee Benefit expense		2,588,041	16,830,662
Depreciation and Amortization Expense		1,583,614	1,686,601
Communication Expenses		1,315,426	859,170
Professional Fees		648,732	1,038,344
Office Rent & Utilities		10,223,853	9,929,601
Travel Expenses		1,362,086	2,352,894
Office & Other Expenses		1,489,393	6,619,766
Assets written off		322,295	-
Total Expenses (B)		266,666,314	261,485,444
Surplus (Deficit) (A-B) T/f to capital fund		(10,993,633)	2,808,513
Restricted fund T/f to Payables		-	7,078,654


As per our separate report of even date


For AB Gaur & Co.
Chartered Accountants

Abnish Gaur
FCA
Mem. No-092594



For World Health Partners


Prof. A. Venkat Raman
Secretary cum Treasurer


K Gopalakrishnan
President

Date: 08-09-2017
Place: New Delhi

World Health Partners

Foreign Funds

Receipt & Payment account for year ended 31st March, 2017

PARTICULARS	Sch	Amount (Rs.) 3/31/2017	Amount (Rs.) 3/31/2016
Opening Balance			
Cash at Bank		25,624,223	2,855,785
Receipt			
Grants		253,826,188	269,634,669
Interest on Bank Deposits		1,846,493	1,737,942
Sale of Assets		-	-
Adjustment	B	(6,438,069)	2,794,344
Net Receipts (A)		274,858,835	277,022,741
Payment			
Direct Programme Expenses			
Clinic Expenses		1,026,480	4,590,926
Salaries and Benefits		59,887,427	46,801,792
Monitoring Expenses		6,261,957	5,761,520
Field Expenses Others		4,631,311	3,068,174
TB Treatment cost		71,018,292	44,452,666
Travel		10,508,794	12,886,851
Rent & Utilities		8,410,700	4,897,253
Repair & Maintenance		4,853,261	2,974,998
Telecommunications		3,966,251	4,789,166
Training and Conference		4,060,003	3,010,473
Health & FP Provision		3,420,723	16,752,982
Warehouse and Transportation Exp		3,574,811	3,723,943
Project Professional Fees		9,692,510	10,743,485
IEC Design & Development		-	938,722
IEC Local Media		-	5,428,210
IEC Mass Media		623,341	2,487,554
IEC Printing & Production		2,252,706	4,243,509
Sub-Grants/ Awards/ Partnership		32,420,917	724,009
Change in Inventory	A	-	35,491,847
Indirect Programme Expenses			
Employee Benefit expense		2,588,041	16,830,662
Communication Expenses		1,315,426	859,170
Professional Fees		648,732	1,038,344
Office Rent & Utilities		10,223,853	9,929,601
Travel Expenses		1,362,086	2,352,894
Office & Other Expenses		1,489,393	6,619,766
Adjustment	B	-	-
Net payments (B)		244,237,015	251,398,517
Closing Balance (A-B)		30,621,820	25,624,223
Cash at bank		30,621,820	25,624,223

As per our separate report of even date

For AB Gaur & Co.
Chartered AccountantsAbnish Gaur
FCA
Mem. No-092594

For World Health Partners

Prof. A. Venkat Raman
Secretary cum TreasurerK Gopalakrishnan
PresidentDate: 08-09-2017
Place: New Delhi

World Health Partners

Foreign Funds

Details of Capital Fund A/c for the year ended 31st March 2017

PARTICULARS	Schedule -1	
	Amount (Rs.) 3/31/2017	Amount (Rs.) 3/31/2016
Balance b/f from Previous Year	75,286,548	72,478,035
Add: Net Surplus (deficit) during the year	(10,993,633)	2,808,513
Balance carried to capital fund	64,292,915	75,286,548



World Health Partners

Foreign Funds

Details of Payables as on 31st March 2017

PARTICULARS	Schedule -3	
	Amount (Rs.) 3/31/2017	Amount (Rs.) 3/31/2016
Agron Remedies Pvt. Ltd.	-	493,288
Airtel	-	99,634
Cooper Pharma Limited	-	85,217
Hawk Vision Protection Services Pvt. Ltd.	-	31,918
Helio India	98,311	97,874
Maruti Drug Distributor	84,231	31,531
Nav Astha	216,232	491,920
Nayan Enterprise	737,759	871,615
PDC HealthCare	13,776	221,189
Royal Travels	-	27,103
TDS Payable	191,062	532,149
Sigma Test	-	1,560
Restricted fund (USAID)	-	7,078,654
Balance carried to Balance Sheet	1,341,371	10,063,652



World Health Partners

Foreign Funds

Details of Other Current Liabilities as on 31st March 2017

PARTICULARS	Schedule -4	
	Amount (Rs.) 3/31/2017	Amount (Rs.) 3/31/2016
Communications	-	32,604
Office Supplies	268,018	206,596
PF Payable	214,908	208,182
Professional Fees	19,206	216,928
Project Activities	1,280,618	1,456,455
Tarvel	122,437	2,289
Telecommunications	13,589	793,332
Utilities	259,420	17,405
Warehouse and Transprtation	40,546	660,643
Balance carried to Balance Sheet	2,218,742	3,594,434



World Health Partners

Foreign Funds

Details of Short Term Provisions as on 31st March 2017

PARTICULARS		Schedule - 5	
		Amount (Rs.)	Amount (Rs.)
		3/31/2017	3/31/2016
A B Gaur	Professional Fees	-	52,250
Ace Enterprises	Project Activities	781,290	-
Airtel	Telecommunications	-	129,813
Associated Warehousing	Warehouse and transportation	694,324	1,800,000
BSES Rajdhani Power Ltd.	Utilities	-	87,350
BSNL	Telecommunications	-	14,109
Budda Inn	Travel	9,496	-
Child in Need Institute	Project Activities	972,553	-
Employee Benefits	Employee Benefits	1,361,324	1,235,806
Global Health Strategies Emerging Economies Pvt. Ltd.	Project Activities	3,718,198	161,204
Gratuity	Employee Benefits	2,742,234	1,988,363
Indiaideas.com Ltd.	Project Activities	167,843	349,588
Insurance	Employee Benefits	-	4,311
John Snow India Private Limited	Project Activities	6,511,645	486,654
Mujahid Mashir	Professional Fees	-	1,100,000
MVVN Ltd.	Utilities	-	20,800
Providers Incentive	Project Activities	1,263,610	470,350
Rawat Travels	Travel	40,144	-
Reliance Communications Infrastructure Ltd.	Telecommunications	-	1,088
S M Varma & Co.	Professional Fees	189,000	653,125
SBPDCL Patna	Utilities	-	26,200
Tata Communications Ltd.	Telecommunications	-	49,339
Vodafone	Telecommunications	15,742	35,000
Yasa Foundation	Project Activities	149,855	2,250,000
Balance carried to Balance Sheet		18,617,258	10,915,350



World Health Partners

Schedule-6

Foreign Funds

(As per Income Tax Act)

PARTICULARS	GROSS BLOCK				FIXED ASSETS AS AT 31st MARCH 2017				DEPRECIATION		NET BLOCK	
	COST	Addition	TOTAL	RATE	UPTO	FOR THE	TOTAL	AS AT	AS AT	AS AT	AS AT	
	UPTO		UPTO		31-03-2016	YEAR	UPTO	31-03-2017	31-03-2017	31-03-2017	31-03-2016	
	31-03-2016		31-03-2017									
Computers	35,855,514	350,726	36,206,240	60%	33,870,417	1,276,731	35,147,148	1,059,092	1,985,097	1,059,092	1,985,097	
Equipments	47,735,949	1,393,723	49,129,672	15%	16,253,057	4,917,318	21,170,374	27,959,298	31,482,892	27,959,298	31,482,892	
Vehicles	3,852,987	-	3,852,987	15%	1,724,826	319,224	2,044,050	1,808,937	2,128,161	1,808,937	2,128,161	
Furniture & Fixtures	19,211,331	1,809,415	21,020,746	10%	7,168,588	1,404,795	8,573,384	12,447,362	12,042,743	12,447,362	12,042,743	
CWIP	-	-	-	-	-	-	-	-	-	-	-	
Total (A)	106,655,781	3,553,864	110,209,645	-	59,016,888	7,918,068	66,934,956	43,274,689	47,638,893	43,274,689	47,638,893	



World Health Partners

Foreign Funds

Details of long term loans and advances as on 31st March 2017

PARTICULARS	Schedule -8	
	Amount (Rs.) 3/31/2017	Amount (Rs.) 3/31/2016
Security Deposit		
- Internet Connection	13,999	13,999
- Office Premises	556,500	533,000
- UniHealth Clinic	600,000	600,000
- Electricity Connection	115,500	42,000
Balance carried to Balance Sheet	1,285,999	1,188,999



World Health Partners

Foreign Funds

Details of Cash in hand / bank as on 31st March 2017

PARTICULARS	Schedule -11	
	Amount (Rs.) 3/31/2017	Amount (Rs.) 3/31/2016
ICICI Bank Ac. No. 031101002045	11,097,701	10,989,263
Yes Bank Ac No. 038694600000037	7,800,603	14,634,960
Yes Bank Ac No. 038693900000014	11,723,516	-
Balance carried to Balance Sheet	30,621,820	25,624,223



World Health Partners

Foreign Funds

Details of Short Term Advances as on 31st March 2017

PARTICULARS	Purpose	Schedule -12	
		Amount (Rs.) 3/31/2017	Amount (Rs.) 3/31/2016
Avon Perfection Protection Pvt. Ltd.	Field Activity	89,448	-
Dr. Manoj Varma	Advance Rent	360,000	-
Rajesh Ranjan Srivastava	Field Activity	-	39,000
Kavita Devi	Advance Rent	-	11,000
Sanjay Kumar	Advance Rent	-	19,500
Arun Kumar Karn	Field Activity	-	320,000
Neurosynaptic Communication Pvt. Ltd.	Software Development	9,109,470	9,109,470
Poundarika Consortium	Purchase of Medicine	836,557	836,557
Saini Drug Agency	Purchase of Medicine	145,230	145,230
Balance carried to Balance Sheet		10,540,705	10,480,757



World Health Partners

Foreign Funds

Details of other current assets as on 31st March 2017

Schedule -13

PARTICULARS	Amount (Rs.) 3/31/2017	Amount (Rs.) 3/31/2016
Income Tax Refund		
Previous Years	255,723	415,881
FY 17-18	491,350	-
Balance carried to Balance Sheet	747,073	415,881



World Health Partners

Foreign Funds

Details of Changes in inventories

PARTICULARS	Schedule-A	
	Amount (Rs.) 3/31/2017	Amount (Rs.) 3/31/2016
Medicines & Family Planning products		
Opening stock	14,511,231	14,724,343
Add - Purchase	-	35,491,847
	<u>14,511,231</u>	<u>50,216,190</u>
Less - Closing Stock		14,511,231
Balance carried to Project Expenses	<u>14,511,231</u>	<u>35,704,959</u>



World Health Partners

Foreign Funds

Details of Receipt & Payment Adjustment

PARTICULARS	Sch	Amount (Rs.) 3/31/2017	Schedule-B Amount (Rs.) 3/31/2016
Trade Payable	3	1,341,371	2,984,998
Other Current Liabilities	4	2,218,742	3,594,434
Short Term Provision	5	18,617,258	10,915,350
Long Term Loans & Advances	8	1,188,999	1,199,114
Short Term Loan & Advances	12	10,480,757	10,945,418
Other Current Assets	13	415,881	767,726
Net Reciepts (A)		34,263,008	30,407,040
Trade Payable	3	10,063,652	7,435,862
Other Current Liabilities	4	3,594,434	2,973,512
Short Term Provision	5	10,915,350	4,483,485
Additions to Fixed Assets	6	3,553,864	634,200
Long Term Loans & Advances	8	1,285,999	1,188,999
Short Term Loan & Advances	12	10,540,705	10,480,757
Other Current Assets	13	747,073	415,881
Net payments (B)		40,701,077	27,612,696
<u>Balance Carried to Receipt & Payment A/c</u>		(6,438,069)	2,794,344

