



A.B. GAUR & Co.
Chartered Accountants

E-214, Plot No. 13, Sector 12,
Dwarka, New Delhi - 110078.
Ph. No. :011-42781361
Mob. No.: 9899115864

INDEPENDENT AUDITOR'S REPORT

To,
The Members,
World Health Partners,
BB-11 GreaterKailash Enclave II,
New Delhi-110048.

1. Report on the Financial Statements

We have audited the accompanying financial statements of **WORLD HEALTH PARTNERS** which comprise of a Balance Sheet as at March 31, 2016, with Income and Expenditure Account and Receipts and Payments account for the year ended on the date, and a summary of significant accounting policies and other explanatory information wherever necessary.

2. Management's Responsibility for the Financial Statements

The Society's Management is responsible for the preparation and presentation of these standalone financial statements that give a true and fair view of the financial position, financial performance of the Society in accordance with the accounting principles generally accepted in India, including the Accounting Standards. This responsibility also includes maintenance of adequate accounting records for safeguarding the assets of the Society and for preventing and detecting frauds and other irregularities; and design, implementation and maintenance of adequate internal financial controls, that were operating effectively for ensuring the accuracy and completeness of the accounting records, relevant to the preparation and presentation of the financial statements that give a true and fair view and are free from material misstatement, whether due to fraud or error.

3. Auditors' Responsibility

Our responsibility is to express an opinion on these standalone financial statements based on our audit. We conduct our audit in accordance with the auditing standards issued by the Institute of Chartered Accountants of India. Those Standards require that we comply with ethical requirements and plan and perform the audit to obtain reasonable assurance about whether the financial statements are free from material misstatement.

An audit involves performing procedures to obtain audit evidence about the amounts and the disclosures in the financial statements. The procedures selected depend on the auditor's judgment, including the assessment of the risks of material



misstatement of the financial statements, whether due to fraud or error. In making those risk assessments, the auditor considers internal financial control relevant to the Society's preparation of the financial statements that give a true and fair view in order to design audit procedures that are appropriate in the circumstances, but not for the purpose of expressing an opinion on whether the Society has in place an adequate internal financial control systems over financial reporting and the operating effectiveness of such controls. An audit also includes evaluating the appropriateness of the accounting policies used and the reasonableness of the accounting estimates made by the Management, as well as evaluating the overall presentation of the financial statements.

We believe that the audit evidence we have obtained is sufficient and appropriate to provide a basis for our audit opinion on the standalone financial statements.

4. Opinion

In our opinion and to the best of our information and according to the explanations given to us, give a true and fair view in conformity with the accounting principles generally accepted in India:



- (a) In the case of the Balance Sheet, of the state of affairs of the Society as at March 31, 2016; and
- (b) In the case of the Income and Expenditure account, of surplus of the Society for the year ended on that date;
- (c) In the case of Receipts & Payments account of the closing balance of funds for the year ended on that date.

5. Report on Other Legal and Regulatory Requirements

We further report that:

- (a) We have obtained all the information and explanations which to the best of our knowledge and belief were necessary for the purposes of our audit.
- (b) In our opinion, proper books of account as required by law have been kept by the Society so far as it appears from our examination of those books.
- (c) The Balance Sheet and Income and Expenditure Account dealt with by this Report are in agreement with the books of account.

For A.B.Gaur&Co.
Chartered Accountants

Abnish Gaur; FCA
Membership No. 092594

Date: 05.09.2016
Place: New Delhi

World Health Partners

Notes to the Accounts forming part of the Balance Sheet as on 31-03-2016.

Significant Accounting Policies



1. The society maintains two separate books of accounts for Foreign Funds and Local Funds Accordingly two separate Balance Sheets, Income & Expenditure along with Receipts & Payments have been prepared. A consolidated Balance Sheet has also been prepared. The books of accounts have been prepared following the accrual system of accounting.
2. Financial statements have been prepared under the historical cost convention on accrual basis.
3. Financial Statements have been prepared, to the extent possible, as per revised schedule VI of the Companies Act by contextualized it for not for profit entities. This implies preparation of income and expenses a/c and receipt and payment a/c rather than P & L and Cash flow statement.
4. Opening Balances for the current year have been regrouped /reclassified and matched with the previous year balance.
5. Grants have been recognized as income to the extent they have been received.
6. The reporting currency of society is Indian Rupees. All foreign currency transactions have been accounted for at the exchange rate prevailing at the date of transaction.
7. Fixed assets have been capitalized at cost. Depreciation has been provided as per the provisions of Income Tax Act, 1961.
8. No remuneration or benefits have been paid during the year to any member of the board. Board members attending official work are reimbursed actual travel expenses.
9. An advance of Rs. 836,557/- (schedule 12) was given to M/s Poundarika Consortium during FY 2010-11 for purchase of medicine. The matter is under litigation and the Delhi Court has transferred the case to Bangalore where the party is based.

10. An advance of Rs. 351,000/- was given during FY 2013-14 to Mr. Arun Karn for field activities for which a suit was filed for recovery. A out of court settlement for Rs. 3,20,000 was entered in April 2016 and the balance Rs. 31,000 has been written off during the FY 2015-16.
11. As per the agreement an amount of Rs 81,81,539 has been written off during the year against deposits from TPC which have completed 5 years and considered as income.
12. The society has received during the year donations in kind of which have been used for filed activities. Since finances are not involved in the transaction these donations are not reflected in the books of accounts and the balance sheet drawn there from. However, inventories records are maintained and controlled.

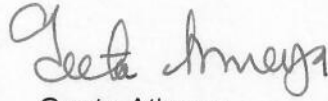
As per our report of even date

For A B Gaur & Co.
Chartered Accountants

For World Health Partners



Abinsh Gaur
FCA



Geeta Atherya
Secretary cum Treasurer



K. Gopalakrishnan
President

Date: 05-09-16
Place: New Delhi

World Health Partners

Consolidated

Balance Sheet as on 31st March, 2016

PARTICULARS	Schedules	Amount (Rs.) 3/31/2016	Amount (Rs.) 3/31/2015
<u>CAPITAL AND LIABILITIES</u>			
<u>CAPITAL FUND</u>	1	67,392,894	62,519,248
<u>NON CURRENT LIABILITIES</u>			
Other Long Term Liabilities	2	19,604,766	29,282,105
<u>CURRENT LIABILITIES</u>			
Payables	3	10,721,804	8,834,780
Other Current Liabilities	4	3,594,434	2,973,512
Short Term Provisions	5	10,915,350	4,483,485
TOTAL (Rs.)		112,229,249	108,093,130
<u>ASSETS</u>			
<u>NON CURRENT ASSETS</u>			
<u>FIXED ASSETS</u>			
<u>Tangible Assets</u>			
Gross Block	6	107,095,438	106,461,238
Less: Depreciation		59,225,162	49,325,638
Net Block		47,870,275	57,135,600
<u>NON CURRENT INVESTMENTS</u>			
	7	75,000	75,000
<u>LONG TERM LOANS AND ADVANCES</u>			
	8	2,275,309	2,109,614
<u>CURRENT ASSETS</u>			
Inventory	9	14,511,231	14,724,343
Receivables	10	1,209,377	78,926
Cash and Cash Equivalents	11	34,639,018	22,036,169
Short Term Loans & Advances	12	10,480,757	11,121,528
Other Current Assets	13	1,168,281	811,950
TOTAL (Rs.)		112,229,249	108,093,130

As per our separate report of even date

For AB Gaur & Co.
Chartered Accountants

Abnish Gaur
FCA
Mem. No-092594



Date: 05-09-2016
Place: New Delhi

For World Health Partners

Geeta Atherya
Secretary cum Treasurer

K Gopalakrishnan
President

World Health Partners

Consolidated

Income & Expenditure account for year ended 31st March, 2016

PARTICULARS	Schedules	Amount (Rs.) 3/31/2016	Amount (Rs.) 3/31/2015
Revenue			
Grants			
Local Grant		-	600,000
Foreign Grants		269,634,669	575,277,142
Revenue from operations			
Collection from Medicines		47,606,317	38,192,872
Subsidized Consultancy Charges		4,455,636	1,238,036
Other Income			
Interest on Bank Deposits		3,109,906	8,913,494
Misc. Receipts		11,032,643	2,733,208
Total Revenue(A)		335,839,170	626,954,752
EXPENDITURES			
Direct Programme Expenses			
Clinic Expenses		5,852,404	2,956,509
Salaries and Benefits		54,479,430	67,257,398
Monitoring Expenses		5,761,520	6,500,135
Field Expenses Others		4,010,115	15,218,566
TB Treatment Cost		67,704,596	21,681,583
Travel		18,218,288	36,535,017
Rent & Utilities		5,659,426	6,242,428
Repair & Maintenance		3,320,493	12,735,291
Telecommunications		5,236,839	8,574,642
Training and Conference		3,923,728	31,398,058
Health & FP Provision		24,795,564	15,789,103
Warehouse and Transportation Exp		12,511,757	11,332,529
Project Professional Fees		11,232,266	30,949,974
IEC Design & Development		938,722	28,384,497
IEC Local Media		5,582,110	63,922,164
IEC Mass Media		2,487,554	187,879,868
IEC Printing & Production		4,281,729	10,413,235
Sub-Grants/Awards/Partnership		724,009	-
Change in Inventory	A	38,840,923	40,743,772
Deprecation and Amortization Expense		8,187,214	12,125,837
Indirect Programme Expenses			
Employee Benefit Expense		16,830,662	11,935,329
Depreciation and Amortization Expense		1,712,310	2,099,838
Communication Expenses		880,685	1,118,415
Professional Fees		1,084,044	1,017,313
Office Rent & Utilities		10,194,011	9,885,446
Travel Expenses		2,352,894	1,756,663
Office & Other Expenses		7,148,206	4,260,522
Assets Written Off		-	4,034,921
Total Expenses (B)		323,951,499	646,749,054
Surplus (Deficit) (A-B) T/f to capital fund		4,873,646	(19,794,302)
Restricted fund T/f to Payables		7,014,025	-

For AB Gaur & Co.
Chartered Accountants

Abnish Gaur
FCA
Mem. No-092594



For World Health Partners

Geeta Atherya
Secretary cum Treasurer

K Gopajkrishnan
President

Date: 05-09-2016
Place: New Delhi

World Health Partners

Consolidated

Receipt & Payment account for year ended 31st March, 2016

PARTICULARS	Sch	Amount (Rs.) 3/31/2016	Amount (Rs.) 3/31/2015
<u>Opening Balance</u>			
Cash at Bank		22,036,169	36,008,835
Fixed Deposit		75,000	75,000
<u>Receipt</u>			
Foreign Grants		269,634,669	575,277,142
Interest on Bank Deposits		3,109,906	8,913,494
Revenue from operations (Net)		52,061,953	39,430,908
Misc. Receipt		11,032,643	2,733,208
Local Grant		-	600,000
Sale of Assets		-	340,946
Net Receipts (A)		357,950,339	663,379,533
<u>Payment</u>			
<u>Direct Programme Expenses</u>			
Clinic Expenses		5,852,404	2,956,509
Salaries and Benefits		54,479,430	67,257,398
Monitoring Expenses		5,761,520	6,500,135
Field Expenses Others		4,010,115	15,218,566
TB Treatment Cost		67,704,596	21,681,583
Travel		18,218,288	36,535,017
Rent & Utilities		5,659,426	6,242,428
Repair & Maintenance		3,320,493	12,735,291
Telecommunications		5,236,839	8,574,642
Training and Conference		3,923,728	31,398,058
Health & FP Provision		24,795,564	15,789,103
Warehouse and Transportation Exp		12,511,757	11,332,529
Project Professional Fees		11,232,266	30,949,974
IEC Design & Development		938,722	28,384,497
IEC Local Media		5,582,110	63,922,164
IEC Mass Media		2,487,554	187,879,868
IEC Printing & Production		4,281,729	10,413,235
Sub-Grants/Awards/Partnership		724,009	-
Change in Inventory	A	38,627,811	31,217,803
<u>Indirect Programme Expenses</u>			
Employee Benefit expense		16,830,662	11,935,329
Communication Expenses		880,685	1,118,415
Professional Fees		1,084,044	1,017,313
Office Rent & Utilities		10,194,011	9,885,446
Travel Expenses		2,352,894	1,756,663
Office & Other Expenses		7,148,206	4,260,522
Adjustment	B	9,397,458	22,305,876
Net Payments (B)		323,236,321	641,268,364
<u>Closing Balance (A-B)</u>		34,714,018	22,111,169
Cash at bank		34,639,018	22,036,169
Fixed deposits		75,000	75,000
		34,714,018	22,111,169

For AB Gaur & Co.
Chartered Accountants

Abnish Gaur
FCA
Mem. No-092594



Date: 05-09-2016
Place: New Delhi

For World Health Partners

Geeta Atherya
Secretary cum Treasurer

K Gopalakrishnan
President

World Health Partners

Consolidated

Details of Capital Fund A/c for the year ended 31st March 2016

PARTICULARS	Schedule -1	
	Amount (Rs.) 3/31/2016	Amount (Rs.) 3/31/2015
Balance b/f from Previous Year	62,519,248	82,313,550
Add: Net Surplus (deficit) during the year	4,873,646	(19,794,302)
Balance carried to capital fund	67,392,894	62,519,248



World Health Partners

Consolidated

Details of Other Long Term Liabilities as on 31st March 2016

PARTICULARS	Schedule 2	
	Amount (Rs.) 3/31/2016	Amount (Rs.) 3/31/2015
Security from TPC / FC		
Closing Balance of Last Year	29,282,105	23,174,305
Add - Receipt During the Year	2,618,000	8,547,800
Less - Refund During the Year	4,013,800	2,440,000
Less - Receipt Transferred to Income	8,281,539	-
Balance carried to Balance Sheet	19,604,766	29,282,105



World Health Partners

Consolidated

Details of Payables as on 31st March 2016

PARTICULARS	Schedule -3	
	Amount (Rs.) 3/31/2016	Amount (Rs.) 3/31/2015
Adore Marketing Pvt. Ltd	-	536,310
Associated Warehousing	-	443,394
Ila Karan Printers	985	-
Incentive-TB TPC/RHP	24,330	-
Kalika Enterprises	-	28,538
Maruti Enterprises	106,129	-
Ridley Life Sciece	159,600	-
S K Travels & Tours	-	19,008
Subash Agarwal	222,694	45,138
TDS Payable	68,815	9,248
VAT Payable	53,602	168,197
Abhi Advertising (I) Pvt. Ltd.	-	2,323,659
Adore Marketing India Pvt. Ltd.	-	3,086,392
Agron Remedies Pvt. Ltd.	493,288	-
Airtel	99,634	22,072
Cooper Pharma Limited	85,217	-
Hawk Vision Protection Services Pvt. Ltd.	31,918	76,957
Helio India	97,874	117,480
Maruti Drug Distributor	31,531	-
Nav Astha	491,920	9,800
Nayan Enterprise	871,615	398,210
PDC HealthCare	221,189	-
Royal Travels	27,103	54,597
S K Travels & Tours	-	23,770
Sarvabhaumik Agency Pvt. Ltd	-	13,770
Sigma Test & Research Centre	1,560	12,283
TDS Payable	532,149	1,296,872
Restricted fund (USAID)	7,014,025	-
Advance from Customers		
Mahant Pharma - Basti	-	50,136
Indian Medical Store,,Nanpara	-	30,000
Katihar Drugs,Katihar	-	20,100
Sewa Medico - Gopalganj	-	8,122
Deep Pharma, Barabanki	-	7,804
Deo Medical Stores,Mansi,Khagaria.	-	7,500
Happy Pharma-Siwan	19,931	-
R K Drugs,Begusarai	18,661	-
Others below Rs, 5000	48,034	25,422
Balance carried to Balance Sheet	10,721,804	8,834,780



World Health Partners

Consolidated

Details of Receipt & Payment Adjustment

PARTICULARS	Sch	Amount (Rs.) 3/31/2016	Schedule-B Amount (Rs.) 3/31/2015
Long Term Liabilities	2	19,604,766	29,282,105
Sundry Creditors	3	3,707,779	8,834,780
Liabilities & Provision	4	3,594,434	2,973,512
Short Term Provision	5	10,915,350	4,483,485
Long Term Loans & Advances	8	2,109,614	1,919,614
Trade Receivable	10	78,926	471,380
Short Term Loan & Advances	12	11,121,528	14,908,060
Other Current Assets	13	811,950	1,212,169
Net Receipts (A)		51,944,348	64,085,104
Long Term Liabilities	2	29,282,105	23,174,305
Trade Payable	3	8,834,780	15,325,795
Other Current Liabilities	4	2,973,512	5,234,761
Short Term Provision	5	4,483,485	2,159,131
Fixed Assets	6	634,200	26,374,969
Long Term Loans & Advances	8	2,275,309	2,109,614
Trade Receivable	10	1,209,377	78,926
Short Term Loan & Advances	12	10,480,757	11,121,528
Other Current Assets	13	1,168,281	811,950
Net payments (B)		61,341,805	86,390,980
<u>Balance Carried to Receipt & Payment A/c</u>		(9,397,458)	(22,305,876)



World Health Partners


Foreign Funds

Balance Sheet as on 31st March, 2016

PARTICULARS	Schedules	Amount (Rs.) 3/31/2016	Amount (Rs.) 3/31/2015
<u>CAPITAL AND LIABILITIES</u>			
<u>CAPITAL FUND</u>	1	75,351,177	72,478,035
<u>NON CURRENT LIABILITIES</u>			
Other Long Term Liabilities	2	-	-
<u>CURRENT LIABILITIES & PROVISION</u>			
Payables	3	9,999,023	7,435,862
Other Current Liabilities	4	3,594,434	2,973,512
Short-term provisions	5	10,915,350	4,483,485
TOTAL (Rs.)		99,859,984	87,370,894
<u>ASSETS</u>			
<u>NON CURRENT ASSETS</u>			
<u>FIXED ASSETS</u>			
<u>Tangible Assets</u>			
Gross Block	6	106,655,781	106,021,581
Less: Depreciation & Adjustment		59,016,888	49,143,073
Net Block		47,638,893	56,878,508
<u>NON CURRENT INVESTMENTS</u>			
	7	-	-
<u>LONG TERM LOANS AND ADVANCES</u>			
	8	1,188,999	1,199,114
<u>CURRENT ASSETS</u>			
Inventory	9	14,511,231	14,724,343
Receivables	10	-	-
Cash and Cash Equivalents	11	25,624,223	2,855,785
Short Term Loans & Advances	12	10,480,757	10,945,418
Other Current Assets	13	415,881	767,726
TOTAL (Rs.)		99,859,984	87,370,894

As per our separate report of even date


For AB Gaur & Co.
Chartered Accountants



Abnish Gaur
FCA
Mem. No-092594

Date: 05-09-2016
Place: New Delhi

For World Health Partners



Geeta Atherya
Secretary cum Treasurer



K Gopalakrishnan
President

World Health Partners

Foreign Funds

Income & Expenditure account for year ended 31st March, 2016

PARTICULARS	Schedules	Amount (Rs.) 3/31/2016	Amount (Rs.) 3/31/2015
Revenue			
Grants		269,634,669	575,277,142
Interest on Bank Deposits		1,737,942	6,754,085
Misc Income		-	-
Total Revenue (A)		271,372,611	582,031,227
Expenses			
Direct Programme Expenses			
Clinic Expenses		4,590,926	2,890,289
Salaries and Benefits		46,801,792	65,066,720
Monitoring Expenses		5,761,520	6,045,979
Field Expenses Others		3,068,174	14,128,406
TB Treatment cost		44,452,666	21,681,583
Travel		12,886,851	34,698,055
Rent & Utilities		4,897,253	5,996,358
Repair & Maintenance		2,974,998	5,435,704
Telecommunications		4,789,166	8,408,761
Training and Conference		3,010,473	31,398,058
Health & FP Provision		16,752,982	15,093,016
Warehouse and Transportation Exp		3,723,943	10,744,808
Project Professional Fees		10,743,485	30,112,059
IEC Design & Development		938,722	24,895,612
IEC Local Media		5,428,210	49,863,971
IEC Mass Media		2,487,554	169,286,851
IEC Printing & Production		4,243,509	9,503,395
Sub-Grants/Awards/Partnership		724,009	-
Change in Inventory	A	35,704,959	39,491,933
Deprecation and Amortization Expense		8,187,214	12,125,837
Indirect Programme Expenses			
Employee Benefit expense		16,830,662	11,935,329
Depreciation and Amortization Expense		1,686,601	2,071,272
Communication Expenses		859,170	1,061,298
Professional Fees		1,038,344	904,313
Office Rent & Utilities		9,929,601	9,789,953
Travel Expenses		2,352,894	1,756,663
Office & Other Expenses		6,619,766	4,043,513
Assets written off		-	2,973,776
Total Expenses (B)		261,485,444	591,403,512
Surplus (Deficit) (A-B) T/f to capital fund		2,873,142	(9,372,285)
Restricted fund T/f to Payables		7,014,025	-

As per our separate report of even date

For AB Gaur & Co.
Chartered Accountants

Abnish Gaur
FCA
Mem. No-092594



Date: 05-09-2016
Place: New Delhi

For World Health Partners

Geeta Atherya
Geeta Atherya
Secretary cum Treasurer

K Gopalakrishnan
K Gopalakrishnan
President

World Health Partners

Foreign Funds

Receipt & Payment account for year ended 31st March, 2016

PARTICULARS	Sch	Amount (Rs.) 3/31/2016	Amount (Rs.) 3/31/2015
Opening Balance			
Cash at Bank		2,855,785	15,491,269
Receipt			
Grants		269,634,669	575,277,142
Interest on Bank Deposits		1,737,942	6,754,085
Sale of Assets		-	280,946
Adjsutement	B	2,794,344	-
Net Reciepts (A)		277,022,741	597,803,443
Payment			
Direct Programme Expenses			
Clinic Expenses		4,590,926	2,890,289
Salaries and Benefits		46,801,792	65,066,720
Monitoring Expenses		5,761,520	6,045,979
Field Expenses Others		3,068,174	14,128,405
TB Treatment cost		44,452,666	21,681,583
Travel		12,886,851	34,698,055
Rent & Utilities		4,897,253	5,996,358
Repair & Maintenance		2,974,998	5,435,704
Telecommunications		4,789,166	8,408,761
Training and Conference		3,010,473	31,398,058
Health & FP Provision		16,752,982	15,093,016
Warehouse and Transportation Exp		3,723,943	10,744,808
Project Professional Fees		10,743,485	30,112,059
IEC Design & Development		938,722	24,895,612
IEC Local Media		5,428,210	49,863,971
IEC Mass Media		2,487,554	169,286,851
IEC Printing & Production		4,243,509	9,503,395
Sub-Grants/ Awards/ Partnership		724,009	-
Change in Inventory	A	35,491,847	29,965,964
Indirect Programme Expenses			
Employee Benefit expense		16,830,662	11,935,329
Communication Expenses		859,170	1,061,298
Professional Fees		1,038,344	904,313
Office Rent & Utilities		9,929,601	9,789,953
Travel Expenses		2,352,894	1,756,663
Office & Other Expenses		6,619,766	4,043,514
Adjustment	B	-	30,241,000
Net payments (B)		251,398,517	594,947,658
Closing Balance (A-B)		25,624,223	2,855,785
Cash at bank		25,624,223	2,855,785

As per our separate report of even date

For AB Gaur & Co.
Chartered AccountantsAbnish Gaur
FCA
Mem. No-092594Date: 05-09-2016
Place: New Delhi

For World Health Partners

Geeta Atherya
Secretary cum TreasurerK Gopalakrishnan
President

World Health Partners

Foreign Funds

Details of Capital Fund A/c for the year ended 31st March 2016

PARTICULARS	Schedule -1	
	Amount (Rs.) 3/31/2016	Amount (Rs.) 3/31/2015
Balance b/f from Previous Year	72,478,035	81,850,320
Add: Net Surplus (deficit) during the year	2,873,142	(9,372,285)
Balance carried to capital fund	75,351,177	72,478,035



World Health Partners

Foreign Funds

Details of Payables as on 31st March 2016

PARTICULARS	Schedule -3	
	Amount (Rs.) 3/31/2016	Amount (Rs.) 3/31/2015
Abhi Advertising (I) Pvt. Ltd.	-	2,323,659
Adore Marketing India Pvt. Ltd.	-	3,086,392
Agron Remedies Pvt. Ltd.	493,288	-
Airtel	99,634	22,072
Cooper Pharma Limited	85,217	-
Hawk Vision Protection Services Pvt. Ltd.	31,918	76,957
Helio India	97,874	117,480
Maruti Drug Distributor	31,531	-
Nav Astha	491,920	9,800
Nayan Enterprise	871,615	398,210
PDC HealthCare	221,189	-
Royal Travels	27,103	54,597
S K Travels & Tours	-	23,770
Sarvabhaumik Agency Pvt. Ltd	-	13,770
Sigma Test & Research Centre	1,560	12,283
TDS Payable	532,149	1,296,872
Restricted fund (USAID)	7,014,025	-
Balance carried to Balance Sheet	9,999,023	7,435,862



World Health Partners

Foreign Funds

Details of Other Current Liabilities as on 31st March 2016

PARTICULARS	Schedule -4	
	Amount (Rs.) 3/31/2016	Amount (Rs.) 3/31/2015
Communications	32,604	-
Office Supplies	206,596	10,802
PF Payable	208,182	118,231
Professional Fees	216,928	85,947
Project Activities	1,456,455	989,198
Purchase of Mediicine	-	546,555
Tarvel	2,289	68,692
Telecommunications	793,332	901,598
Utilities	17,405	-
Warehouse and Transprtation	660,643	252,489
Balance carried to Balance Sheet	3,594,434	2,973,512



World Health Partners

Foreign Funds

Details of Short Term Provisions as on 31st March 2016

PARTICULARS	Schedule - 5		
	Amount (Rs.) 3/31/2016	Amount (Rs.) 3/31/2015	
A B Gaur	Professional Fees	52,250	102,360
Ace Enterprises	Project Activities	-	659,796
Airtel	Telecommnications	129,813	13,971
Associated Warehousing	Warehouse and transportation	1,800,000	161,994
BSES Rajdhani Power Ltd.	Utilities	87,350	95,182
BSNL	Telecommnications	14,109	-
Budda Inn	Travel	-	9,362
Global Health Strategies Emerging Economies Pvt. Ltd.	Project Activities	161,204	-
Gratuity	Employee Benefits	1,988,363	1,435,400
Idea Cellular	Telecommnications	-	2,194
Indiaideas.com ltd.	Project Activities	349,588	-
Insurance	Employee Benefits	4,311	-
John Snow India Private Limited	Project Activities	486,654	-
Leave Encashment	Employee Benefits	795,116	471,822
Leave Travel	Employee Benefits	440,690	236,620
Mujahid Mashir	Professional Fees	1,100,000	-
MVVN Ltd.	Utilities	20,800	-
Nayan Enterprise	Project Activities	-	652,693
Providers Incentive	Project Activities	470,350	-
Rawat Travels	Travel	-	61,849
Reliance Communications Infrastructure Ltd.	Telecommnications	1,088	890
S M Varma & Co.	Professional Fees	653,125	511,800
SBPDCL Patna	Utilities	26,200	28,334
Tata Communications Ltd.	Telecommjnications	49,339	39,218
Vodafone	Telecommnications	35,000	-
Yasa Foundation	Project Activities	2,250,000	-
Balance carried to Balance Sheet		10,915,350	4,483,485



World Health Partners

Schedule-6

Foreign Funds

(As per Income Tax Act)

PARTICULARS	FIXED ASSETS AS AT 31st MARCH 2016									
	GROSS BLOCK				RATE	DEPRECIATION			NET BLOCK	
	COST UPTO 31-03-2015	ADDITION More than 180 Days	Less than 180 Days	TOTAL UPTO 31-03-2016		UPTO 31-03-2015	FOR THE YEAR	TOTAL UPTO 31-03-2016	AS AT 31-03-2016	AS AT 31-03-2015
Computers	35,221,314	136,500	497,700	35,855,514	60%	2,604,371	33,870,417	1,985,097	3,955,268	
Equipments	47,735,949	-	-	47,735,949	15%	5,555,804	16,253,057	31,482,892	37,038,696	
Vehicles	3,852,987	-	-	3,852,987	15%	375,558	1,724,826	2,128,161	2,503,719	
Furniture & Fixtures	19,211,331	-	-	19,211,331	10%	1,338,083	7,168,588	12,042,743	13,380,825	
CWIP	-	-	-	-	-	-	-	-	-	
Total (A)	106,021,581	136,500	497,700	106,655,781	-	9,873,816	59,016,888	47,638,893	56,878,508	



World Health Partners

Foreign Funds

Details of Inventory as on 31st March 2016

PARTICULARS	Schedule - 9	
	Amount (Rs.) 3/31/2016	Amount (Rs.) 3/31/2015
2014 Ciprofloxacin Eye Drop	66,648	607,965
2033 Fluxetine 20mg Tab	-	36,546
2034 Carboxymethyl Ear Drop	-	96,728
2055 Naphazoline & Pheny Drop	-	32,037
2104 Albendazole 10 ml Sy	16,672	45,700
2105 Albendazole 400 mg Tab	311,449	194,857
2107 Amoxicillin 500mg Cap	774,770	893,920
2108 Amoxicillin 125 mg 20*10	141,544	44,599
2109 Amoxicillin DT 250 mg	200,435	449,310
2116 Amoxicillin+Pot.Clav 625 mg	831,400	-
2134 Azithromycin Tab	463,180	384,630
2142 Cefixome+Ofloxacin Tab	519,901	-
2146 Cefixime 200 mg Tab	508,836	-
2166 Chloroquine Susp.	-	9,897
2173 Ciprofloxacin 500mg Tab	367,056	488,680
2174 Ciprofloxacin+Tinidazole 500 mg	274,730	1,129,442
2191 Fluconazole 150mg	35,441	277,032
2215 Nitrofurantoin 100 Mg Tab	-	88,981
2234 Ofloxacin+ Ornidazole Tab	454,044	-
2237 Primaquine 2.5mg	-	28,322
2240 Roxithromycin	-	527,223
2279 azithromycin Oral Suspension	8,072	248,197
2284 Bisacodyl Tab.	32,259	54,288
2315 Omeprazole & Domperidone	46,650	189,126
2317 Ondansetron 4mg Tab	24,502	46,959
2319 ORS	200,607	696,131
2321 Pantaprozol Tab	-	21,476
2322 Pantopra+Domperi.Tab	87,534	260,700
2324 Prochlorperazine Tab.	-	133,869
2326 Rabiprazole & Domperidone SR cap	168,407	-
2329 Ranitidine & Domperidone Tab	157,053	44,096
2332 Zinc DT	746,512	62,252
2335 Zinc Acetate Syrup	91,320	23,838
2366 Dicyclomine & Mefenamic Acid 10mg +250 mg	9,898	132,750
2376 MefenamicAcid & Paracetamol Susp 60 ml	118,430	-
2384 Paracetamol Oral Suspension 125mg/5 ml	13,943	118,482
2388 dicolfenac sodium + paracetamol tab	134,975	34,209
2392 Tramadole 50mg Tab.	-	23,600
2404 Cal. Carbonate+Vit D3	73,542	45,832
2409 Enzyme Syrup 200 ml	92,707	-
2410 Ferrous Fumarate & Folic Acid Cap	26,497	90,118
2412 Haem Syrup 200 MI	496,060	317,868
2536 Levocetrizine Syp.	80,262	90,199
2549 Salbutamol Syrup	-	306,967
2567 Terbutaline & Bromhexine HCL Syrup	45,176	201,518
2570 Ambroxal-Terbutaline-Guaiphenesin	179,126	187,512
2623 Hydrochlorothaizide 10 Mg Tab	-	8,839
2626 Isosorbide Dinitrate 5mg Tab	-	6,790
2660 Spironolactone 25 Mg Tab	-	200,023
2710 B Sure- DMPA	1,019,637	360,778
2828 Glubenclamide 5 Mg Tab	-	29,640



2915 Diclofenac Gel BP	-	125,893
2930 Aceclofenac +PCM	150,322	150,460
2938 Ceftriazone 1gm Inj.	382,992	73,078
2950 Sildenafil 100mg	-	95,850
2950 Sildenafil Tab	1,392	-
2955 Cefotaxime 500mg	37,488	192,067
2958 Cefataxime 1000mg Inj.	544,241	2,724
2978 Aceclofenac+Paracetamol+Serrit.Tab	450,460	108,630
2995 Para+Phen+CPM+SOD.CIT. Syp.	29,652	126,989
B-Sure IUD 375- MultiChoice	268,427	654,157
B-Sure Pregnancy Card	1,196	86,250
HEAP SCAN HBS CARD	-	291
Kly-Max (Tax-Free)	1,713,680	486,560
MALERISCAN MAL ANTI	-	1,238
PLAN -C	751,091	2,229,755
Snehri (Tax- Free)	1,361,016	1,118,306
U10P 100T	-	171
Balance carried to Balance Sheet	14,511,231	14,724,343



World Health Partners

Foreign Funds

Details of Inventory as on 31st March 2016

PARTICULARS	Qty.	Value / Unit	Schedule - 9.1
			AMOUNTS (Rs.) 3/31/2016
2014 Ciprofloxacin Eye Drop	12,817	5.20	66,648
2104 Albendazole 10 ml Symp	3,147	5.30	16,672
2105 Albendazole Tab	20,897	14.90	311,449
2107 Amoxicillin 500 Cap	50,340	15.39	774,770
2108 Amoxicillin 125 mg 20*10	27,220	5.20	141,544
2109 Amoxicillin 250 mg 20*10	22,725	8.82	200,435
2116 Amoxicillin+Pot.Clav 625 mg	17,009	48.88	831,400
2134 Azithromycin 500 mg	29,691	15.60	463,180
2142 Cefixome+Ofloxacin Tab	15,870	32.76	519,901
2146 Cefixime 200 mg Tab	19,970	25.48	508,836
2173 Ciprofloxacin 500 mg	26,440	13.88	367,056
2174 Ciprofloxacin+imidazole 500 mg	12,420	22.12	274,730
2191 Fluconazole 150 mg 10*1	11,180	3.17	35,441
2234 Ofloxacin+ Ornidazole Tab	28,920	15.70	454,044
2279 Azithromycin Oral Suspension	817	9.88	8,072
2284 Bisacodyl 10 mg Tab	13,330	2.42	32,259
2315 Omeprazole & Domperidone	7,880	5.92	46,650
2317 Ondansetron 4 mg	11,780	2.08	24,502
2319 ORS	2,321	86.43	200,607
2322 Pantopra + Domperi 20 mg+10mgTab	21,560	4.06	87,534
2326 Rabiprazole & Domperidone SR cap	23,820	7.07	168,407
2329 Ranitidine & Domperidone	43,040	3.65	157,053
2332 Zinc DT	358,900	2.08	746,512
2335 Zinc Acetate Symp. 20mg /5ml	10,976	8.32	91,320
2366 Dicyclomine & Mefenamic Acid 10mg +250 mg	2,115	4.68	9,898
2376 MefenamicAcid & Paracetamol Susp 60 ml	18,220	6.50	118,430
2384 Paracetamol Oral Suspension 125mg/5 ml	2,165	6.44	13,943
2388 Diclofenac & para tab 50 mg+ 500mg	45,414	2.97	134,975
2404 Calcium Carbonate & Vit D3	20,600	3.57	73,542
2409 Enzyme Syrup 200 ml	6,857	13.52	92,707
2410 Ferrous Fumarate & Folic Acid Cap	6,220	4.26	26,497
2412 Haem Syrup	31,062	15.97	496,060
2536 Levocetirizine Symp.	12,348	6.50	80,262
2567 Terbutaline Sulphate and Bromhexine	4,137	10.92	45,176
2570 Ambroxol +Terbutalin +Guaiphene Symp	17,859	10.03	179,126
2710 B Sure- DMPA	36,997	27.56	1,019,637
2930 Aceclo+Para 100mg+ 500mg	37,960	3.96	150,322
2938 Ceftriaxone 1gm inj	24,966	15.34	382,992
2950 Sildenafil Tab	310	4.49	1,392
2955 cefotaxime 500 mg Inj	3,433	10.92	37,488
2958 Cefotaxime 1000 mg Injection.	35,135	15.49	544,241
2978 Acelo +Para +Serrio Tab 100mg +500mg	50,957	8.84	450,460
2995 Para+Phen+Cpm+Sod Symp.(60ml)	3,564	8.32	29,652
B-Sure Pregnancy Card	230	5.20	1,196
B-Sure IUD 375 (Tax -Free)	12,042	22.29	268,427
Kly-Max (Tax-Free)	21,421	80.00	1,713,680
Plan - C	21,239	35.36	751,091
Sunehri (Tax- Free)	18,903	72.00	1,361,016
Total			14,511,231



World Health Partners

Foreign Funds

Details of Cash in hand / bank as on 31st March 2016

PARTICULARS	Schedule -11	
	Amount (Rs.) 3/31/2016	Amount (Rs.) 3/31/2015
ICICI Bank Ac. No. 031101002045	10,989,263	912,298
Yes Bank Ac No. 038694600000037	14,634,960	1,943,487
Yes Bank Ac No. 038693900000014	-	-
Balance carried to Balance Sheet	25,624,223	2,855,785



World Health Partners

Foreign Funds

Details of Short Term Advances as on 31st March 2016

PARTICULARS	Purpose	Schedule -12	
		Amount (Rs.) 3/31/2016	Amount (Rs.) 3/31/2015
Accent Pharmaceuticals & Diagnostics	Payment Adjustment	-	1,464
Agarwal Durgs Private Limited	Purchase of Medicine	-	168,697
Akums Drugs & Pharmaceuticals Ltd.	Purchase of Medicine	-	365,000
Rajesh Ranjan Srivastava	Field Activity	39,000	-
Kavita Devi	Advance Rent	11,000	-
Sanjay Kumar	Advance Rent	19,500	-
Arun Kumar Karn	Field Activity	320,000	351,000
Inductus Consultants Pvt. Ltd.	TDS adjustment	-	1,330
Kriti	Payment Adjustment	-	14,175
Neurosynaptic Communication Pvt. Ltd.	Software Development	9,109,470	9,109,471
Poundarika Consortium	Purchase of Medicine	836,557	836,557
Saini Drug Agency	Purchase of Medicine	145,230	95,582
Waygenext Technologies Pvt. Ltd.	Software Development	-	2,142
Balance carried to Balance Sheet		10,480,757	10,945,418



World Health Partners

Foreign Funds

Details of other current assets as on 31st March 2016

PARTICULARS	Schedule -13	
	Amount (Rs.) 3/31/2016	Amount (Rs.) 3/31/2015
Abhi Advertsing	-	(6,287)
Local Funds	-	358,132
Income Tax Refund		
AY 2014-15	160,158	160,158
AY 2010-11	255,723	255,723
Balance carried to Balance Sheet	415,881	767,726



World Health Partners

Foreign Funds

Details of Changes in inventories

PARTICULARS	Schedule-A	
	Amount (Rs.) 3/31/2016	Amount (Rs.) 3/31/2015
Medicines & Family Planning products		
Opening stock	14,724,342.74	24,250,311.61
Add - Purchase	35,491,847.18	29,965,963.82
	<u>50,216,189.92</u>	<u>54,216,275.43</u>
Less - Closing Stock	14,511,231.37	14,724,342.74
Balance carried to Project Expenses	<u><u>35,704,958.55</u></u>	<u><u>39,491,932.69</u></u>



World Health Partners

Foreign Funds

Details of Receipt & Payment Adjustment

PARTICULARS	Sch	Amount (Rs.) 3/31/2016	Schedule-B Amount (Rs.) 3/31/2015
Trade Payable	3	2,984,998	6,138,990
Other Current Liabilities	4	3,594,434	4,270,384
Short Term Provision	5	10,915,350	4,483,485
Long Term Loans & Advances	8	1,199,114	1,009,114
Short Term Loan & Advances	12	10,945,418	14,908,060
Other Current Assets	13	767,726	646,011
Net Receipts (A)		30,407,040	31,456,044
Trade Payable	3	7,435,862	15,045,484
Other Current Liabilities	4	2,973,512	5,205,202
Short Term Provision	5	4,483,485	2,159,131
Additions to Fixed Assets	6	634,200	26,374,969
Long Term Loans & Advances	8	1,188,999	1,199,114
Short Term Loan & Advances	12	10,480,757	10,945,418
Other Current Assets	13	415,881	767,726
Net payments (B)		27,612,696	61,697,044
<u>Balance Carried to Receipt & Payment A/c</u>		2,794,344	(30,241,000)

